

# DOMINICAN REPUBLIC

## 2020 ANNUAL RESEARCH: KEY HIGHLIGHTS<sup>1</sup>

### GLOBAL DATA 2019



While the global economy grew by 2.5%,  
**Travel & Tourism grew significantly more at 3.5%**



**1 in 4 net new jobs** were created by Travel & Tourism over the last five years



**Global GDP impact by sector (2018 data).** Share of total economy GDP



### DOMINICAN REPUBLIC 2019 KEY DATA



CONTRIBUTION OF TRAVEL & TOURISM TO GDP

**16.3%** OF TOTAL ECONOMY

Total T&T GDP = DOP729.1BN (USD14,341.9MN)

**+2.0%**

2019 Travel & Tourism GDP growth vs **+3.9%** real economy GDP growth



CONTRIBUTION OF TRAVEL & TOURISM TO EMPLOYMENT

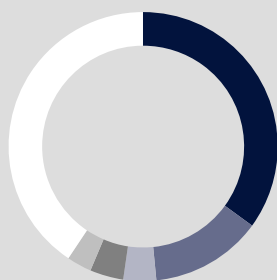
**810.8** JOBS (000's)  
(17.3% of total employment)



INTERNATIONAL VISITOR IMPACT

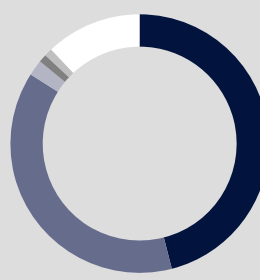
**DOP403.8<sub>BN</sub>**  
in visitor spend (**37.7%** of total exports)  
(USD7,941.9MN)

### INBOUND ARRIVALS



- 1. UNITED STATES **35%**
- 2. CANADA **13%**
- 3. GERMANY **4%**
- 4. FRANCE **4%**
- 5. RUSSIAN FEDERATION **3%**
- **REST OF WORLD 41%**


### OUTBOUND DEPARTURES



- 1. UNITED STATES **46%**
- 2. FRANCE **38%**
- 3. COLOMBIA **2%**
- 4. MEXICO **1%**
- 5. PANAMA **1%**
- **REST OF WORLD 12%**

Note: Data are average shares over the 2016-2018 period  
Source: Oxford Economics, national sources and UNWTO

### SECTOR CHARACTERISTICS (2019)



<sup>1</sup>All values are in constant 2019 prices & exchange rates  
As reported in March 2020