


FORMER NETHERLANDS ANTILLES

2020 ANNUAL RESEARCH: KEY HIGHLIGHTS ¹

GLOBAL DATA 2019



While the global economy grew by 2.5%,
Travel & Tourism grew significantly more at 3.5%



1 in 4 net new jobs were created by Travel & Tourism over the last five years



Global GDP impact by sector (2018 data). Share of total economy GDP



FORMER NETHERLANDS ANTILLES 2019 KEY DATA



CONTRIBUTION OF TRAVEL & TOURISM TO GDP

23.5% OF TOTAL ECONOMY

Total T&T GDP = ANG1,320.3MN (USD737.6MN)

+1.8%

2019 Travel & Tourism GDP growth vs **-1.9%** real economy GDP growth



CONTRIBUTION OF TRAVEL & TOURISM TO EMPLOYMENT

14.6 JOBS (000's)

(25.7% of total employment)

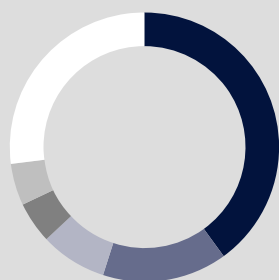


INTERNATIONAL VISITOR IMPACT

ANG1,134.6_{MN}

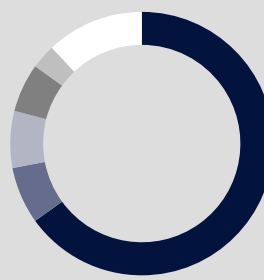
in visitor spend (**31.3%** of total exports) (USD633.8MN)

INBOUND ARRIVALS



- 1. NETHERLANDS **40%**
- 2. UNITED STATES **15%**
- 3. VENEZUELA **8%**
- 4. GERMANY **5%**
- 5. CANADA **5%**
- **REST OF WORLD 27%**

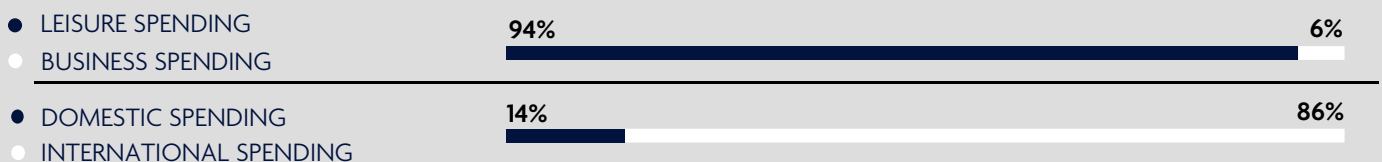
OUTBOUND DEPARTURES



- 1. ARUBA **65%**
- 2. CANADA **7%**
- 3. ANTIGUA AND BARBUDA **7%**
- 4. UNITED STATES **6%**
- 5. RUSSIAN FEDERATION **3%**
- **REST OF WORLD 12%**

Note: Data are average shares over the 2016-2018 period
Source: Oxford Economics, national sources and UNWTO

SECTOR CHARACTERISTICS (2019)



¹All values are in constant 2019 prices & exchange rates
As reported in March 2020