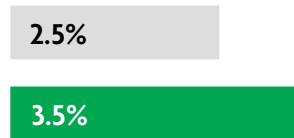


### GLOBAL DATA 2019



While the global economy grew by 2.5%,  
**Travel & Tourism grew significantly more at 3.5%**



**1 in 4 net new jobs** were created by Travel & Tourism over the last five years



**Global GDP impact by sector (2018 data).** Share of total economy GDP



### FRANCE 2019 KEY DATA



CONTRIBUTION OF TRAVEL & TOURISM TO GDP

**8.5% OF TOTAL ECONOMY**

Total T&T GDP = EUR205.6BN (USD229.3BN)

**+1.9%**

2019 Travel & Tourism GDP growth vs **+1.2%** real economy GDP growth



CONTRIBUTION OF TRAVEL & TOURISM TO EMPLOYMENT

**2,678.1** JOBS (000's)

(9.4% of total employment)



INTERNATIONAL VISITOR IMPACT

**EUR58.6<sub>BN</sub>**

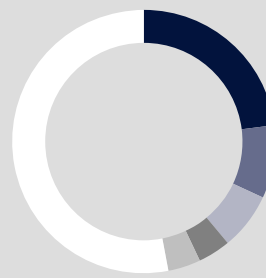
in visitor spend (**7.7%** of total exports) (USD65.4BN)

### INBOUND ARRIVALS



- 1. GERMANY 14%
- 2. UNITED KINGDOM 14%
- 3. BELGIUM 12%
- 4. ITALY 8%
- 5. SWITZERLAND 8%
- REST OF WORLD 44%


### OUTBOUND DEPARTURES



- 1. SPAIN 23%
- 2. ITALY 9%
- 3. UNITED KINGDOM 7%
- 4. PORTUGAL 4%
- 5. GERMANY 4%
- REST OF WORLD 53%

Note: Data are average shares over the 2016-2018 period  
Source: Oxford Economics, national sources and UNWTO

### SECTOR CHARACTERISTICS (2019)



<sup>1</sup>All values are in constant 2019 prices & exchange rates  
As reported in March 2020