


GLOBAL DATA 2019



While the global economy grew by 2.5%,
Travel & Tourism grew significantly more at 3.5%



1 in 4 net new jobs were created by Travel & Tourism over the last five years



Global GDP impact by sector (2018 data). Share of total economy GDP



GRENADA 2019 KEY DATA



CONTRIBUTION OF TRAVEL & TOURISM TO GDP

40.5% OF TOTAL ECONOMY

Total T&T GDP = XCD1,381.3MN (USD511.6MN)

-9.6%

2019 Travel & Tourism GDP growth vs **+3.5%** real economy GDP growth



CONTRIBUTION OF TRAVEL & TOURISM TO EMPLOYMENT

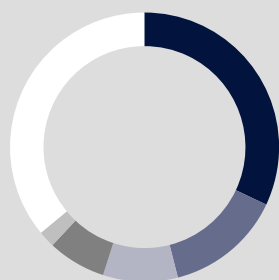
24.3 JOBS (000's)
(42.9% of total employment)



INTERNATIONAL VISITOR IMPACT

XCD1,242.8_{MN}
in visitor spend (**79.3%** of total exports)
(USD460.3MN)

INBOUND ARRIVALS



- 1. UNITED STATES **32%**
- 2. UNITED KINGDOM **14%**
- 3. TRINIDAD AND TOBAGO **9%**
- 4. CANADA **7%**
- 5. BARBADOS **2%**
- **REST OF WORLD 36%**


OUTBOUND DEPARTURES



- 1. UNITED STATES **28%**
- 2. TRINIDAD AND TOBAGO **18%**
- 3. BARBADOS **14%**
- 4. PAKISTAN **12%**
- 5. ST LUCIA **4%**
- **REST OF WORLD 24%**

Note: Data are average shares over the 2016-2018 period
Source: Oxford Economics, national sources and UNWTO

SECTOR CHARACTERISTICS (2019)



¹All values are in constant 2019 prices & exchange rates
As reported in March 2020