

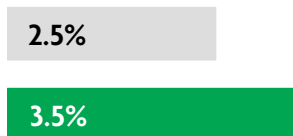
# HUNGARY

## 2020 ANNUAL RESEARCH: KEY HIGHLIGHTS<sup>1</sup>

### GLOBAL DATA 2019



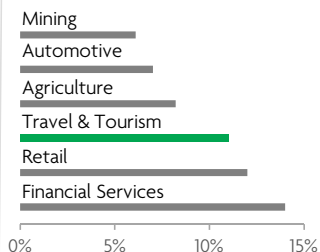
While the global economy grew by 2.5%,  
**Travel & Tourism grew significantly more at 3.5%**



**1 in 4 net new jobs** were created by Travel & Tourism over the last five years



**Global GDP impact by sector (2018 data).** Share of total economy GDP



### HUNGARY 2019 KEY DATA



CONTRIBUTION OF TRAVEL & TOURISM TO GDP

**8.3% OF TOTAL ECONOMY**

Total T&T GDP = HUF3,855.3BN (USD13,216.5MN)

**+7.7%**

2019 Travel & Tourism GDP growth vs **+4.7%** real economy GDP growth



CONTRIBUTION OF TRAVEL & TOURISM TO EMPLOYMENT

**449.2** JOBS (000's)  
(10.0% of total employment)

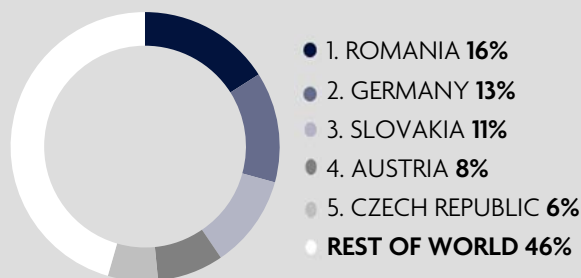


INTERNATIONAL VISITOR IMPACT

**HUF2,591.4<sub>BN</sub>**

in visitor spend (**6.4%** of total exports)  
(USD8,883.7MN)

### INBOUND ARRIVALS




### OUTBOUND DEPARTURES



Note: Data are average shares over the 2016-2018 period  
Source: Oxford Economics, national sources and UNWTO

### SECTOR CHARACTERISTICS (2019)



<sup>1</sup>All values are in constant 2019 prices & exchange rates  
As reported in March 2020