

INDONESIA

2020 ANNUAL RESEARCH: KEY HIGHLIGHTS¹

GLOBAL DATA 2019



While the global economy grew by 2.5%,
Travel & Tourism grew significantly more at 3.5%



1 in 4 net new jobs were created by Travel & Tourism over the last five years



Global GDP impact by sector (2018 data). Share of total economy GDP



INDONESIA 2019 KEY DATA



CONTRIBUTION OF TRAVEL & TOURISM TO GDP

5.7% OF TOTAL ECONOMY

Total T&T GDP = IDR897,143.0BN (USD63.6BN)

+3.6%

2019 Travel & Tourism GDP growth vs **+5.0%** real economy GDP growth



CONTRIBUTION OF TRAVEL & TOURISM TO EMPLOYMENT

12,568.7 JOBS (000's)
(9.7% of total employment)

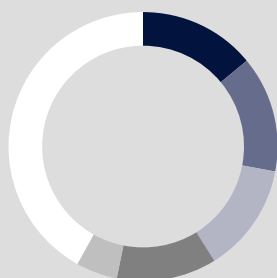


INTERNATIONAL VISITOR IMPACT

IDR223,342_{BN}

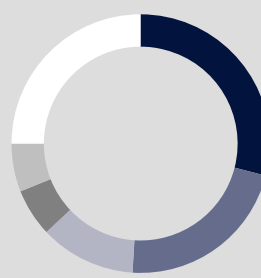
in visitor spend (**7.7%** of total exports)
(USD15.8BN)

INBOUND ARRIVALS



- 1. SINGAPORE 14%
- 2. MALAYSIA 14%
- 3. CHINA 13%
- 4. AUSTRALIA 12%
- 5. JAPAN 5%
- REST OF WORLD 42%


OUTBOUND DEPARTURES



- 1. MALAYSIA 29%
- 2. SINGAPORE 22%
- 3. SAUDI ARABIA 12%
- 4. CHINA 6%
- 5. THAILAND 6%
- REST OF WORLD 25%

Note: Data are average shares over the 2016-2018 period
Source: Oxford Economics, national sources and UNWTO

SECTOR CHARACTERISTICS (2019)



¹All values are in constant 2019 prices & exchange rates
As reported in March 2020