

### GLOBAL DATA 2019



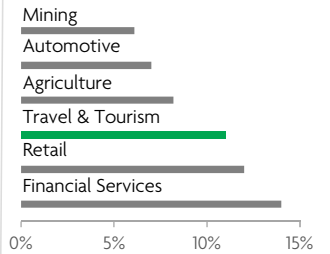
While the global economy grew by 2.5%,  
**Travel & Tourism grew significantly more at 3.5%**



**1 in 4 net new jobs** were created by Travel & Tourism over the last five years



**Global GDP impact by sector (2018 data).** Share of total economy GDP



### IRELAND 2019 KEY DATA



CONTRIBUTION OF TRAVEL & TOURISM TO GDP

**4.3% OF TOTAL ECONOMY**

Total T&T GDP = EUR14.9BN (USD16.6BN)

**+1.1%**

2019 Travel & Tourism GDP growth vs **+5.3%** real economy GDP growth



CONTRIBUTION OF TRAVEL & TOURISM TO EMPLOYMENT

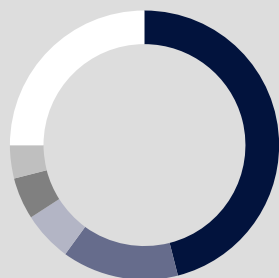
**135.5** JOBS (000's)  
(5.9% of total employment)



INTERNATIONAL VISITOR IMPACT

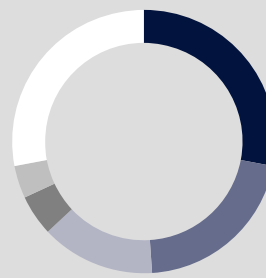
**EUR12.6<sub>BN</sub>**  
in visitor spend (**3.0%** of total exports)  
(USD14.0BN)

### INBOUND ARRIVALS



- 1. UNITED KINGDOM **46%**
- 2. UNITED STATES **14%**
- 3. GERMANY **6%**
- 4. FRANCE **5%**
- 5. SPAIN **4%**
- REST OF WORLD **25%**


### OUTBOUND DEPARTURES



- 1. UNITED KINGDOM **28%**
- 2. SPAIN **21%**
- 3. FRANCE **14%**
- 4. UNITED STATES **5%**
- 5. ITALY **4%**
- REST OF WORLD **28%**

Note: Data are average shares over the 2016-2018 period  
Source: Oxford Economics, national sources and UNWTO

### SECTOR CHARACTERISTICS (2019)



<sup>1</sup>All values are in constant 2019 prices & exchange rates  
As reported in March 2020