

# KAZAKHSTAN

## 2020 ANNUAL RESEARCH: KEY HIGHLIGHTS<sup>1</sup>

### GLOBAL DATA 2019



While the global economy grew by 2.5%,  
**Travel & Tourism grew significantly more at 3.5%**



**1 in 4 net new jobs** were created by Travel & Tourism over the last five years



**Global GDP impact by sector (2018 data).** Share of total economy GDP



### KAZAKHSTAN 2019 KEY DATA



CONTRIBUTION OF TRAVEL & TOURISM TO GDP

**5.2% OF TOTAL ECONOMY**

Total T&T GDP = KZT3,393.6BN (USD8,866.1MN)

**+5.7%**

2019 Travel & Tourism GDP growth vs **+3.4%** real economy GDP growth



CONTRIBUTION OF TRAVEL & TOURISM TO EMPLOYMENT

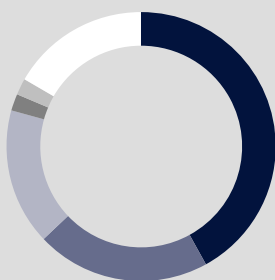
**429.8** JOBS (000's)  
(4.9% of total employment)



INTERNATIONAL VISITOR IMPACT

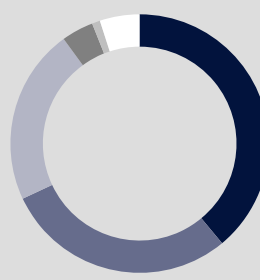
**KZT1,103.7<sup>BN</sup>**  
in visitor spend (**4.1%** of total exports)  
(USD2,883.5MN)

### INBOUND ARRIVALS



- 1. UZBEKISTAN **42%**
- 2. RUSSIAN FEDERATION **21%**
- 3. KYRGYZSTAN **16%**
- 4. AZERBAIJAN **2%**
- 5. GERMANY **2%**
- REST OF WORLD **17%**


### OUTBOUND DEPARTURES



- 1. RUSSIAN FEDERATION **39%**
- 2. KYRGYZSTAN **29%**
- 3. UZBEKISTAN **22%**
- 4. TURKEY **4%**
- 5. UNITED ARAB EMIRATES **1%**
- REST OF WORLD **5%**

Note: Data are average shares over the 2016-2018 period  
Source: Oxford Economics, national sources and UNWTO

### SECTOR CHARACTERISTICS (2019)



<sup>1</sup>All values are in constant 2019 prices & exchange rates  
As reported in March 2020