


LAOS

2020 ANNUAL RESEARCH: KEY HIGHLIGHTS ¹

GLOBAL DATA 2019



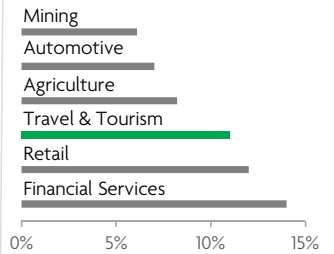
While the global economy grew by 2.5%,
Travel & Tourism grew significantly more at 3.5%



1 in 4 net new jobs were created by Travel & Tourism over the last five years



Global GDP impact by sector (2018 data). Share of total economy GDP



LAOS 2019 KEY DATA



CONTRIBUTION OF TRAVEL & TOURISM TO GDP

9.1% OF TOTAL ECONOMY

Total T&T GDP = LAK15,364.0BN (USD1,770.5MN)

+6.5%

2019 Travel & Tourism GDP growth vs **+6.4%** real economy GDP growth



CONTRIBUTION OF TRAVEL & TOURISM TO EMPLOYMENT

329.7 JOBS (000's)
(9.6% of total employment)

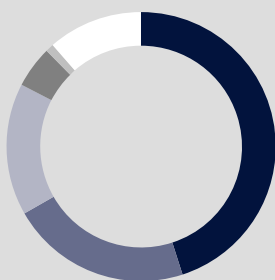


INTERNATIONAL VISITOR IMPACT

LAK7,186.2_{BN}

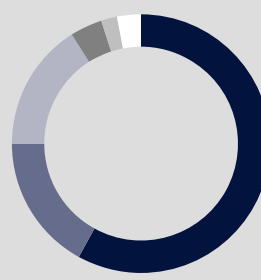
in visitor spend (**12.6%** of total exports)
(USD828.1MN)

INBOUND ARRIVALS



- 1. THAILAND **45%**
- 2. VIET NAM **22%**
- 3. CHINA **16%**
- 4. SOUTH KOREA **5%**
- 5. UNITED STATES **1%**
- REST OF WORLD **11%**


OUTBOUND DEPARTURES



- 1. THAILAND **58%**
- 2. TAIWAN, CHINA **17%**
- 3. CAMBODIA **16%**
- 4. VIET NAM **4%**
- 5. CHINA **2%**
- REST OF WORLD **3%**

Note: Data are average shares over the 2016-2018 period
Source: Oxford Economics, national sources and UNWTO

SECTOR CHARACTERISTICS (2019)



¹All values are in constant 2019 prices & exchange rates
As reported in March 2020