

LIBYA

2020 ANNUAL RESEARCH: KEY HIGHLIGHTS¹

GLOBAL DATA 2019



While the global economy grew by 2.5%,
Travel & Tourism grew significantly more at 3.5%



1 in 4 net new jobs were created by Travel & Tourism over the last five years



Global GDP impact by sector (2018 data). Share of total economy GDP



LIBYA 2019 KEY DATA



CONTRIBUTION OF TRAVEL & TOURISM TO GDP

3.1% OF TOTAL ECONOMY

Total T&T GDP = LYD3,235.6MN (USD2,319.0MN)

+1.1%

2019 Travel & Tourism GDP growth vs **+2.3%** real economy GDP growth



CONTRIBUTION OF TRAVEL & TOURISM TO EMPLOYMENT

70.0 JOBS (000's)
(3.3% of total employment)

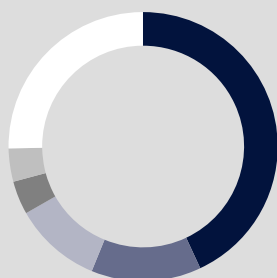


INTERNATIONAL VISITOR IMPACT

LYD116.7 MN

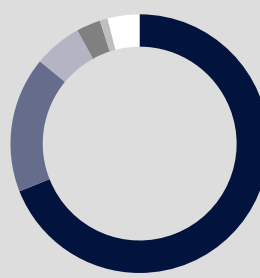
in visitor spend (**0.2%** of total exports) (USD83.6MN)

INBOUND ARRIVALS



- 1. ALGERIA **43%**
- 2. IRAQ **13%**
- 3. ITALY **11%**
- 4. UNITED KINGDOM **4%**
- 5. FRANCE **4%**
- **REST OF WORLD 25%**


OUTBOUND DEPARTURES



- 1. TUNISIA **69%**
- 2. EGYPT **17%**
- 3. TURKEY **6%**
- 4. SAUDI ARABIA **3%**
- 5. JORDAN **1%**
- **REST OF WORLD 4%**

Note: Data are average shares over the 2016-2018 period
Source: Oxford Economics, national sources and UNWTO

SECTOR CHARACTERISTICS (2019)



¹All values are in constant 2019 prices & exchange rates
As reported in March 2020