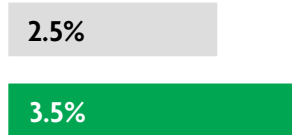


### GLOBAL DATA 2019



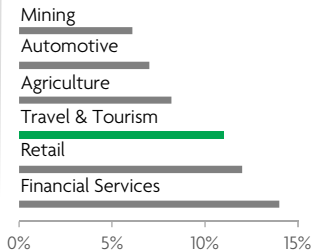
While the global economy grew by 2.5%,  
**Travel & Tourism grew significantly more at 3.5%**



**1 in 4 net new jobs** were created by Travel & Tourism over the last five years



**Global GDP impact by sector (2018 data).** Share of total economy GDP



### MALAWI 2019 KEY DATA



CONTRIBUTION OF TRAVEL & TOURISM TO GDP

**6.7% OF TOTAL ECONOMY**  
Total T&T GDP = MWK389,421.0MN (USD523.1MN)

**+3.2%**

2019 Travel & Tourism GDP growth vs **+3.0%** real economy GDP growth



CONTRIBUTION OF TRAVEL & TOURISM TO EMPLOYMENT

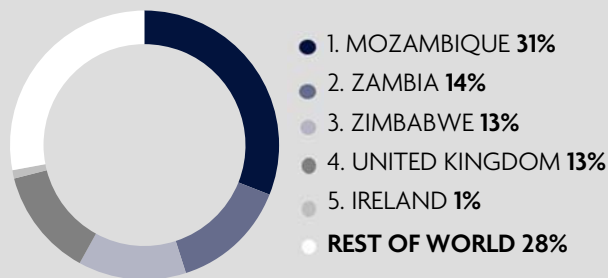
**525.9** JOBS (000's)  
(6.8% of total employment)



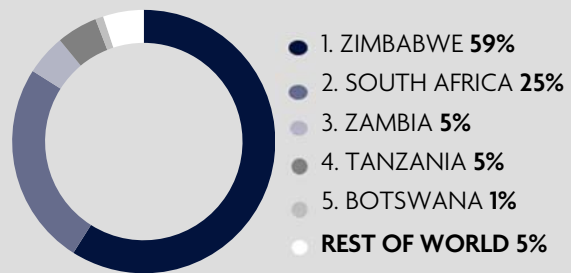
INTERNATIONAL VISITOR IMPACT

**MWK32,649.6<sub>MN</sub>**  
in visitor spend (**2.2%** of total exports)  
(USD43.9MN)

### INBOUND ARRIVALS




### OUTBOUND DEPARTURES



Note: Data are average shares over the 2016-2018 period  
Source: Oxford Economics, national sources and UNWTO

### SECTOR CHARACTERISTICS (2019)



<sup>1</sup>All values are in constant 2019 prices & exchange rates  
As reported in March 2020