

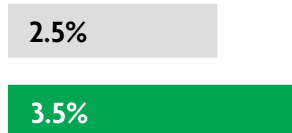
MAURITIUS

2020 ANNUAL RESEARCH: KEY HIGHLIGHTS¹

GLOBAL DATA 2019



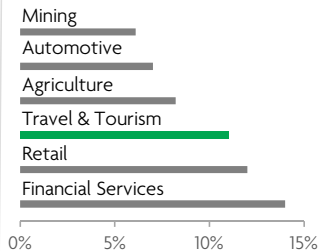
While the global economy grew by 2.5%,
Travel & Tourism grew significantly more at 3.5%



1 in 4 net new jobs were created by Travel & Tourism over the last five years



Global GDP impact by sector (2018 data). Share of total economy GDP



MAURITIUS 2019 KEY DATA



CONTRIBUTION OF TRAVEL & TOURISM TO GDP

18.8% OF TOTAL ECONOMY

Total T&T GDP = MUR94.4BN
(USD2,674.5MN)

-2.8%

2019 Travel & Tourism GDP growth vs **+3.7%** real economy GDP growth



CONTRIBUTION OF TRAVEL & TOURISM TO EMPLOYMENT

104.2 JOBS (000's)
(19.1% of total employment)

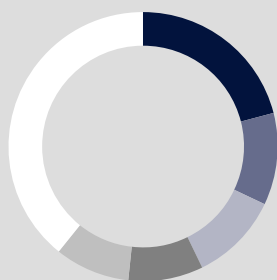


INTERNATIONAL VISITOR IMPACT

MUR71.2_{BN}

in visitor spend (**35.0%** of total exports)
(USD2,017.4MN)

INBOUND ARRIVALS



- 1. FRANCE **21%**
- 2. UNITED KINGDOM **11%**
- 3. REUNION **11%**
- 4. GERMANY **9%**
- 5. SOUTH AFRICA **9%**
- **REST OF WORLD 39%**


OUTBOUND DEPARTURES



- 1. FRANCE **62%**
- 2. UNITED KINGDOM **7%**
- 3. INDIA **6%**
- 4. REUNION **4%**
- 5. CHINA **4%**
- **REST OF WORLD 17%**

Note: Data are average shares over the 2016-2018 period
Source: Oxford Economics, national sources and UNWTO

SECTOR CHARACTERISTICS (2019)



¹All values are in constant 2019 prices & exchange rates
As reported in March 2020