

### GLOBAL DATA 2019



While the global economy grew by 2.5%,  
**Travel & Tourism grew significantly more at 3.5%**



**1 in 4 net new jobs** were created by Travel & Tourism over the last five years



**Global GDP impact by sector (2018 data).** Share of total economy GDP



### MOLDOVA 2019 KEY DATA



CONTRIBUTION OF TRAVEL & TOURISM TO GDP

**7.3% OF TOTAL ECONOMY**

Total T&T GDP = MDL13.2BN (USD749.7MN)

**+3.9%**

2019 Travel & Tourism GDP growth vs **+4.9%** real economy GDP growth



CONTRIBUTION OF TRAVEL & TOURISM TO EMPLOYMENT

**94.3** JOBS (000's)

(7.6% of total employment)

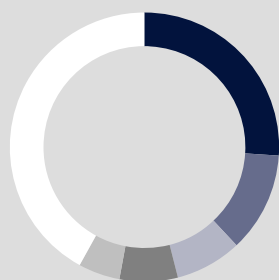


INTERNATIONAL VISITOR IMPACT

**MDL8.1<sub>BN</sub>**

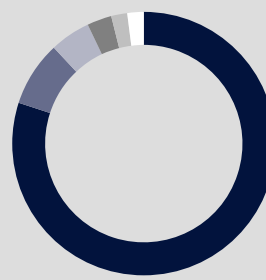
in visitor spend (**11.1%** of total exports) (USD459.7MN)

### INBOUND ARRIVALS



- 1. ROMANIA **26%**
- 2. UKRAINE **12%**
- 3. RUSSIAN FEDERATION **8%**
- 4. UNITED STATES **7%**
- 5. GERMANY **5%**
- **REST OF WORLD 42%**


### OUTBOUND DEPARTURES



- 1. UKRAINE **80%**
- 2. RUSSIAN FEDERATION **8%**
- 3. BULGARIA **5%**
- 4. TURKEY **3%**
- 5. ROMANIA **2%**
- **REST OF WORLD 2%**

Note: Data are average shares over the 2016-2018 period  
Source: Oxford Economics, national sources and UNWTO

### SECTOR CHARACTERISTICS (2019)



<sup>1</sup>All values are in constant 2019 prices & exchange rates  
As reported in March 2020