

MONGOLIA

2020 ANNUAL RESEARCH: KEY HIGHLIGHTS¹

GLOBAL DATA 2019



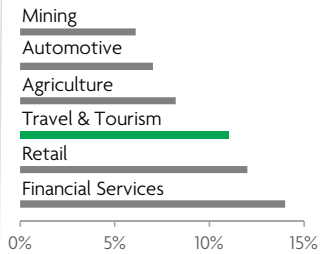
While the global economy grew by 2.5%,
Travel & Tourism grew significantly more at 3.5%



1 in 4 net new jobs were created by Travel & Tourism over the last five years



Global GDP impact by sector (2018 data). Share of total economy GDP



MONGOLIA 2019 KEY DATA



CONTRIBUTION OF TRAVEL & TOURISM TO GDP

7.2% OF TOTAL ECONOMY

Total T&T GDP = MNT2,624.9BN (USD989.2MN)

+11.9%

2019 Travel & Tourism GDP growth vs **+5.6%** real economy GDP growth



CONTRIBUTION OF TRAVEL & TOURISM TO EMPLOYMENT

88.7 JOBS (000's)

(7.6% of total employment)

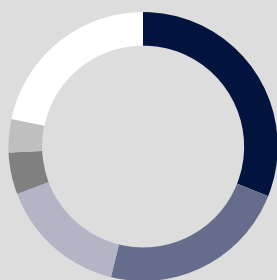


INTERNATIONAL VISITOR IMPACT

MNT1,606.8_{BN}

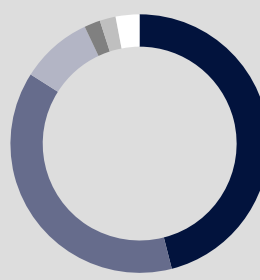
in visitor spend (**6.8%** of total exports) (USD605.5MN)

INBOUND ARRIVALS



- 1. CHINA **31%**
- 2. RUSSIAN FEDERATION **23%**
- 3. SOUTH KOREA **15%**
- 4. JAPAN **5%**
- 5. UNITED STATES **4%**
- **REST OF WORLD 22%**


OUTBOUND DEPARTURES



- 1. CHINA **46%**
- 2. RUSSIAN FEDERATION **38%**
- 3. SOUTH KOREA **9%**
- 4. JAPAN **2%**
- 5. KAZAKHSTAN **2%**
- **REST OF WORLD 3%**

Note: Data are average shares over the 2016-2018 period
Source: Oxford Economics, national sources and UNWTO

SECTOR CHARACTERISTICS (2019)



¹All values are in constant 2019 prices & exchange rates
As reported in March 2020