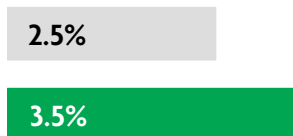


### GLOBAL DATA 2019



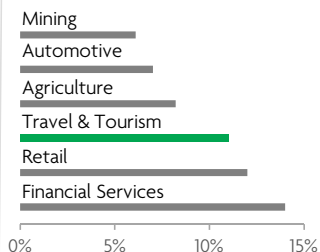
While the global economy grew by 2.5%,  
**Travel & Tourism grew significantly more at 3.5%**



**1 in 4 net new jobs** were created by Travel & Tourism over the last five years



**Global GDP impact by sector (2018 data).** Share of total economy GDP



### NEPAL 2019 KEY DATA



CONTRIBUTION OF TRAVEL & TOURISM TO GDP

**6.7% OF TOTAL ECONOMY**

Total T&T GDP = NPR231.0BN (USD2,051.4MN)

**+7.5%**

2019 Travel & Tourism GDP growth vs **+9.1%** real economy GDP growth



CONTRIBUTION OF TRAVEL & TOURISM TO EMPLOYMENT

**1,034.0** JOBS (000's)  
(6.9% of total employment)



INTERNATIONAL VISITOR IMPACT

**NPR93.9**<sub>BN</sub>

in visitor spend (**30.8%** of total exports)  
(USD833.8MN)

### INBOUND ARRIVALS



- 1. INDIA **17%**
- 2. CHINA **13%**
- 3. UNITED STATES **8%**
- 4. SRI LANKA **6%**
- 5. UNITED KINGDOM **6%**
- **REST OF WORLD 51%**


### OUTBOUND DEPARTURES



- 1. INDIA **27%**
- 2. THAILAND **8%**
- 3. JAPAN **6%**
- 4. CHINA **6%**
- 5. MALAYSIA **5%**
- **REST OF WORLD 48%**

Note: Data are average shares over the 2016-2018 period  
Source: Oxford Economics, national sources and UNWTO

### SECTOR CHARACTERISTICS (2019)



<sup>1</sup>All values are in constant 2019 prices & exchange rates  
As reported in March 2020