


NICARAGUA

2020 ANNUAL RESEARCH: KEY HIGHLIGHTS¹

GLOBAL DATA 2019



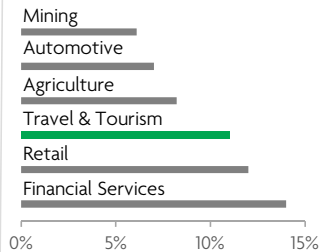
While the global economy grew by 2.5%,
Travel & Tourism grew significantly more at 3.5%



1 in 4 net new jobs were created by Travel & Tourism over the last five years



Global GDP impact by sector (2018 data). Share of total economy GDP



NICARAGUA 2019 KEY DATA



CONTRIBUTION OF TRAVEL & TOURISM TO GDP

10.1% OF TOTAL ECONOMY

Total T&T GDP = NIO41,886.9MN (USD1,267.9MN)

-0.9%

2019 Travel & Tourism GDP growth vs **-4.5%** real economy GDP growth



CONTRIBUTION OF TRAVEL & TOURISM TO EMPLOYMENT

309.1 JOBS (000's)
(10.4% of total employment)

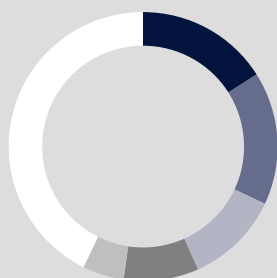


INTERNATIONAL VISITOR IMPACT

NIO18,738.5 MN

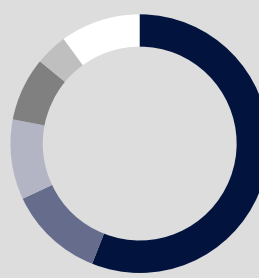
in visitor spend (**10.6%** of total exports) (USD567.2MN)

INBOUND ARRIVALS



- 1. HONDURAS **16%**
- 2. UNITED STATES **16%**
- 3. COSTA RICA **11%**
- 4. EL SALVADOR **9%**
- 5. GUATEMALA **5%**
- **REST OF WORLD 43%**


OUTBOUND DEPARTURES



- 1. COSTA RICA **56%**
- 2. HONDURAS **12%**
- 3. GUATEMALA **10%**
- 4. UNITED STATES **8%**
- 5. PANAMA **4%**
- **REST OF WORLD 10%**

Note: Data are average shares over the 2016-2018 period
Source: Oxford Economics, national sources and UNWTO

SECTOR CHARACTERISTICS (2019)



¹All values are in constant 2019 prices & exchange rates
As reported in March 2020