

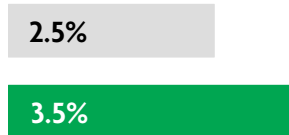
PAPUA NEW GUINEA

2020 ANNUAL RESEARCH: KEY HIGHLIGHTS¹

GLOBAL DATA 2019



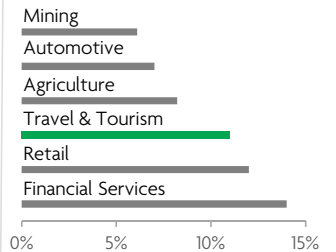
While the global economy grew by 2.5%,
Travel & Tourism grew significantly more at 3.5%



1 in 4 net new jobs were created by Travel & Tourism over the last five years



Global GDP impact by sector (2018 data). Share of total economy GDP



PAPUA NEW GUINEA 2019 KEY DATA



CONTRIBUTION OF TRAVEL & TOURISM TO GDP

2.2% OF TOTAL ECONOMY

Total T&T GDP = PGK1,693.5MN (USD503.0MN)

+7.2%

2019 Travel & Tourism GDP growth vs **+4.5%** real economy GDP growth



CONTRIBUTION OF TRAVEL & TOURISM TO EMPLOYMENT

78.5 JOBS (000's)
(2.2% of total employment)



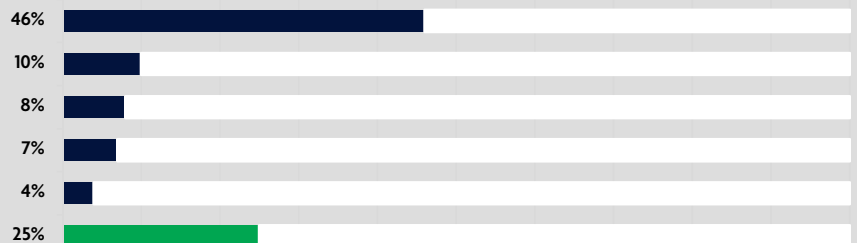
INTERNATIONAL VISITOR IMPACT

PGK48.3_{MN}

in visitor spend (0.1% of total exports)
(USD14.4MN)


INBOUND ARRIVALS

- AUSTRALIA
- PHILIPPINES
- UNITED STATES
- CHINA
- NEW ZEALAND
- REST OF WORLD



Note: Data are average shares over the 2016-2018 period
Source: Oxford Economics, national sources and UNWTO

SECTOR CHARACTERISTICS (2019)



¹All values are in constant 2019 prices & exchange rates
As reported in March 2020