

### GLOBAL DATA 2019



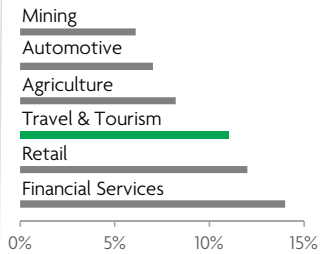
While the global economy grew by 2.5%,  
**Travel & Tourism grew significantly more at 3.5%**



**1 in 4 net new jobs** were created by Travel & Tourism over the last five years



**Global GDP impact by sector (2018 data).** Share of total economy GDP



### QATAR 2019 KEY DATA



CONTRIBUTION OF TRAVEL & TOURISM TO GDP

**9.1% OF TOTAL ECONOMY**

Total T&T GDP = QAR63.6BN  
(USD17,472.2MN)

**-2.7%**

2019 Travel & Tourism GDP growth vs **0.0%** real economy GDP growth



CONTRIBUTION OF TRAVEL & TOURISM TO EMPLOYMENT

**250.1 JOBS (000's)**  
(11.8% of total employment)

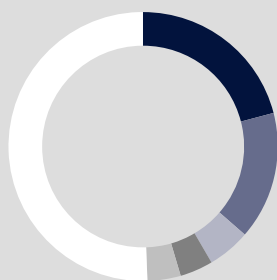


INTERNATIONAL VISITOR IMPACT

**QAR48.4<sup>BN</sup>**

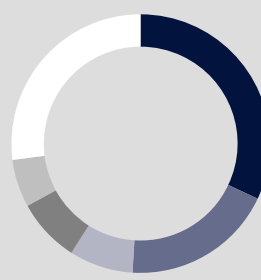
in visitor spend (**13.4%** of total exports)  
(USD13,285.9MN)

### INBOUND ARRIVALS



- 1. SAUDI ARABIA **21%**
- 2. INDIA **15%**
- 3. UNITED KINGDOM **5%**
- 4. UNITED STATES **4%**
- 5. KUWAIT **4%**
- **REST OF WORLD 51%**

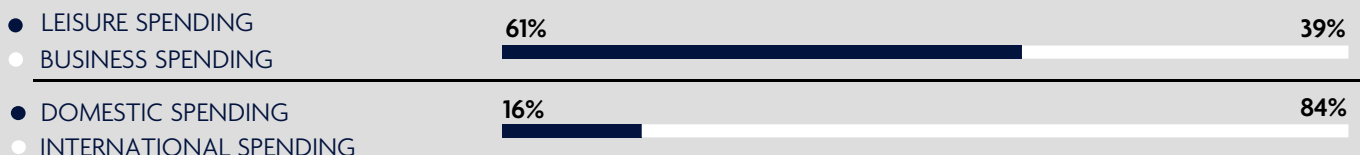
### OUTBOUND DEPARTURES



- 1. SAUDI ARABIA **32%**
- 2. UNITED ARAB EMIRATES **19%**
- 3. UNITED KINGDOM **8%**
- 4. BAHRAIN **8%**
- 5. TURKEY **6%**
- **REST OF WORLD 27%**

Note: Data are average shares over the 2016-2018 period  
Source: Oxford Economics, national sources and UNWTO

### SECTOR CHARACTERISTICS (2019)



<sup>1</sup>All values are in constant 2019 prices & exchange rates  
As reported in March 2020