

REUNION

2020 ANNUAL RESEARCH: KEY HIGHLIGHTS¹

GLOBAL DATA 2019



While the global economy grew by 2.5%,
Travel & Tourism grew significantly more at 3.5%



1 in 4 net new jobs were created by Travel & Tourism over the last five years



Global GDP impact by sector (2018 data). Share of total economy GDP



REUNION 2019 KEY DATA



CONTRIBUTION OF TRAVEL & TOURISM TO GDP

10.0% OF TOTAL ECONOMY

Total T&T GDP = EUR1,980.0MN (USD2,207.3MN)

+3.3%

2019 Travel & Tourism GDP growth vs **+2.0%** real economy GDP growth



CONTRIBUTION OF TRAVEL & TOURISM TO EMPLOYMENT

29.1 JOBS (000's)

(11.2% of total employment)

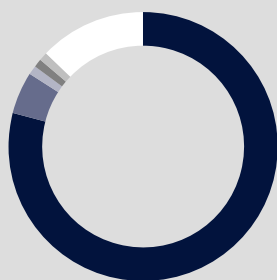


INTERNATIONAL VISITOR IMPACT

EUR402.4_{MN}

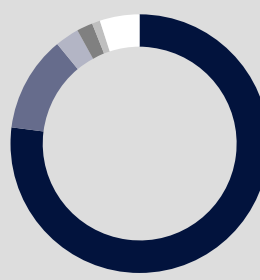
in visitor spend (**80.1%** of total exports) (USD448.5MN)

INBOUND ARRIVALS



- 1. FRANCE **79%**
- 2. MAURITIUS **5%**
- 3. DENMARK **1%**
- 4. GREECE **1%**
- 5. GERMANY **1%**
- REST OF WORLD **13%**


OUTBOUND DEPARTURES



- 1. MAURITIUS **77%**
- 2. MADAGASCAR **12%**
- 3. SEYCHELLES **3%**
- 4. COMOROS **2%**
- 5. MEXICO **1%**
- REST OF WORLD **5%**

Note: Data are average shares over the 2016-2018 period
Source: Oxford Economics, national sources and UNWTO

SECTOR CHARACTERISTICS (2019)



¹All values are in constant 2019 prices & exchange rates
As reported in March 2020