


SINGAPORE

2020 ANNUAL RESEARCH: KEY HIGHLIGHTS ¹

GLOBAL DATA 2019



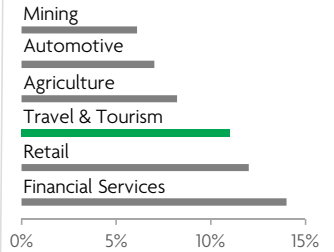
While the global economy grew by 2.5%,
Travel & Tourism grew significantly more at 3.5%



1 in 4 net new jobs were created by Travel & Tourism over the last five years



Global GDP impact by sector (2018 data). Share of total economy GDP



SINGAPORE 2019 KEY DATA



CONTRIBUTION OF TRAVEL & TOURISM TO GDP

11.1% OF TOTAL ECONOMY

Total T&T GDP = SGD55.2BN (USD40.4BN)

-2.5%

2019 Travel & Tourism GDP growth vs **+0.7%** real economy GDP growth



CONTRIBUTION OF TRAVEL & TOURISM TO EMPLOYMENT

527.5 JOBS (000's)
(14.1% of total employment)

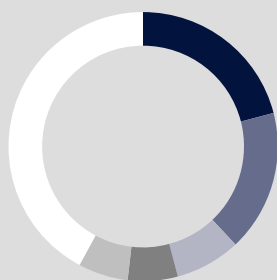


INTERNATIONAL VISITOR IMPACT

SGD36.0_{BN}

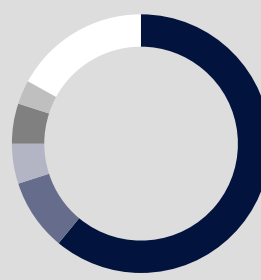
in visitor spend (**4.2%** of total exports)
(USD26.4BN)

INBOUND ARRIVALS



- 1. CHINA **21%**
- 2. INDONESIA **17%**
- 3. INDIA **8%**
- 4. MALAYSIA **6%**
- 5. AUSTRALIA **6%**
- **REST OF WORLD 42%**


OUTBOUND DEPARTURES



- 1. MALAYSIA **61%**
- 2. INDONESIA **9%**
- 3. THAILAND **5%**
- 4. CHINA **5%**
- 5. HONG KONG SAR, CHINA **3%**
- **REST OF WORLD 17%**

Note: Data are average shares over the 2016-2018 period
Source: Oxford Economics, national sources and UNWTO

SECTOR CHARACTERISTICS (2019)



¹All values are in constant 2019 prices & exchange rates
As reported in March 2020