

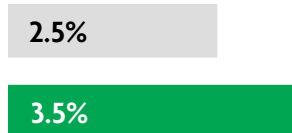
SLOVAKIA

2020 ANNUAL RESEARCH: KEY HIGHLIGHTS¹

GLOBAL DATA 2019



While the global economy grew by 2.5%,
Travel & Tourism grew significantly more at 3.5%



1 in 4 net new jobs were created by Travel & Tourism over the last five years



Global GDP impact by sector (2018 data). Share of total economy GDP



SLOVAKIA 2019 KEY DATA



CONTRIBUTION OF TRAVEL & TOURISM TO GDP

6.3% OF TOTAL ECONOMY

Total T&T GDP = EUR6.0BN
(USD6,688.3MN)

+3.4%

2019 Travel & Tourism GDP growth vs **+2.7%** real economy GDP growth



CONTRIBUTION OF TRAVEL & TOURISM TO EMPLOYMENT

162.2 JOBS (000's)
(6.3% of total employment)



INTERNATIONAL VISITOR IMPACT

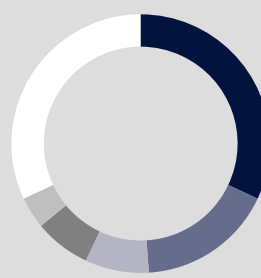
EUR2.8_{BN}
in visitor spend (**3.0%** of total exports)
(USD3,080.0MN)

INBOUND ARRIVALS



- 1. CZECH REPUBLIC **31%**
- 2. GERMANY **9%**
- 3. POLAND **9%**
- 4. HUNGARY **5%**
- 5. AUSTRIA **4%**
- **REST OF WORLD 42%**


OUTBOUND DEPARTURES



- 1. HUNGARY **32%**
- 2. CZECH REPUBLIC **17%**
- 3. CROATIA **8%**
- 4. UKRAINE **7%**
- 5. POLAND **4%**
- **REST OF WORLD 32%**

Note: Data are average shares over the 2016-2018 period
Source: Oxford Economics, national sources and UNWTO

SECTOR CHARACTERISTICS (2019)



¹All values are in constant 2019 prices & exchange rates
As reported in March 2020