

SRI LANKA

2020 ANNUAL RESEARCH: KEY HIGHLIGHTS¹

GLOBAL DATA 2019



While the global economy grew by 2.5%,
Travel & Tourism grew significantly more at 3.5%



1 in 4 net new jobs were created by Travel & Tourism over the last five years



Global GDP impact by sector (2018 data). Share of total economy GDP



SRI LANKA 2019 KEY DATA



CONTRIBUTION OF TRAVEL & TOURISM TO GDP

10.3% OF TOTAL ECONOMY

Total T&T GDP = LKR1,591.1BN
(USD8,924.1MN)

-6.8%

2019 Travel & Tourism GDP growth vs **+2.6%** real economy GDP growth



CONTRIBUTION OF TRAVEL & TOURISM TO EMPLOYMENT

903.3 JOBS (000's)
(11.0% of total employment)

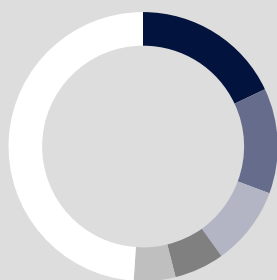


INTERNATIONAL VISITOR IMPACT

LKR858.6_{BN}

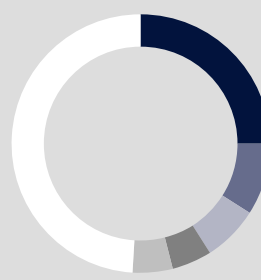
in visitor spend (**24.6%** of total exports)
(USD4,815.8MN)

INBOUND ARRIVALS



- 1. INDIA **18%**
- 2. CHINA **13%**
- 3. UNITED KINGDOM **10%**
- 4. GERMANY **6%**
- 5. FRANCE **5%**
- **REST OF WORLD 49%**


OUTBOUND DEPARTURES



- 1. INDIA **25%**
- 2. FRANCE **9%**
- 3. SINGAPORE **7%**
- 4. SAUDI ARABIA **5%**
- 5. THAILAND **5%**
- **REST OF WORLD 49%**

Note: Data are average shares over the 2016-2018 period
Source: Oxford Economics, national sources and UNWTO

SECTOR CHARACTERISTICS (2019)



¹All values are in constant 2019 prices & exchange rates
As reported in March 2020