

ST KITTS AND NEVIS

2020 ANNUAL RESEARCH: KEY HIGHLIGHTS¹

GLOBAL DATA 2019



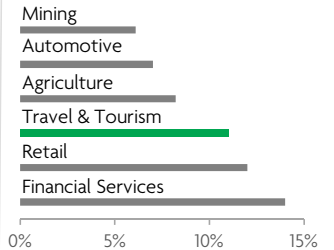
While the global economy grew by 2.5%,
Travel & Tourism grew significantly more at 3.5%



1 in 4 net new jobs were created by Travel & Tourism over the last five years



Global GDP impact by sector (2018 data). Share of total economy GDP



ST KITTS AND NEVIS 2019 KEY DATA



CONTRIBUTION OF TRAVEL & TOURISM TO GDP

28.2% OF TOTAL ECONOMY

Total T&T GDP = XCD1,474.7MN (USD546.2MN)

+14.6%

2019 Travel & Tourism GDP growth vs **+3.2%** real economy GDP growth



CONTRIBUTION OF TRAVEL & TOURISM TO EMPLOYMENT

14.1 JOBS (000's)

(59.1% of total employment)

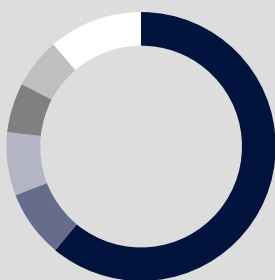


INTERNATIONAL VISITOR IMPACT

XCD1,158.9_{MN}

in visitor spend (**31.0%** of total exports) (USD429.2MN)

INBOUND ARRIVALS



- 1. UNITED STATES **61%**
- 2. UNITED KINGDOM **8%**
- 3. US VIRGIN ISLANDS **8%**
- 4. CANADA **6%**
- 5. BELGIUM **6%**
- **REST OF WORLD 11%**


OUTBOUND DEPARTURES



- 1. UNITED STATES **37%**
- 2. BARBADOS **11%**
- 3. BRITISH VIRGIN ISLANDS **9%**
- 4. ANTIGUA AND BARBUDA **8%**
- 5. TRINIDAD AND TOBAGO **5%**
- **REST OF WORLD 30%**

Note: Data are average shares over the 2016-2018 period
Source: Oxford Economics, national sources and UNWTO

SECTOR CHARACTERISTICS (2019)



¹All values are in constant 2019 prices & exchange rates
As reported in March 2020