

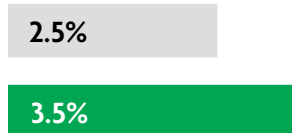
ST LUCIA

2020 ANNUAL RESEARCH: KEY HIGHLIGHTS¹

GLOBAL DATA 2019



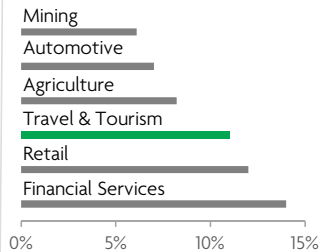
While the global economy grew by 2.5%,
Travel & Tourism grew significantly more at 3.5%



1 in 4 net new jobs were created by Travel & Tourism over the last five years



Global GDP impact by sector (2018 data). Share of total economy GDP



ST LUCIA 2019 KEY DATA



CONTRIBUTION OF TRAVEL & TOURISM TO GDP

40.7% OF TOTAL ECONOMY

Total T&T GDP = XCD3,319.8MN (USD1,229.5MN)

+4.2%

2019 Travel & Tourism GDP growth vs **+4.1%** real economy GDP growth



CONTRIBUTION OF TRAVEL & TOURISM TO EMPLOYMENT

62.9 JOBS (000's)

(78.1% of total employment)



INTERNATIONAL VISITOR IMPACT

XCD2,828.7 MN

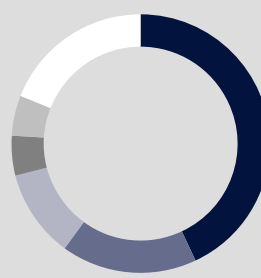
in visitor spend (**56.0%** of total exports) (USD1,047.7MN)

INBOUND ARRIVALS



- 1. UNITED STATES **44%**
- 2. UNITED KINGDOM **19%**
- 3. CANADA **11%**
- 4. MARTINIQUE **8%**
- 5. TRINIDAD AND TOBAGO **4%**
- REST OF WORLD **14%**


OUTBOUND DEPARTURES



- 1. FRANCE **43%**
- 2. UNITED STATES **17%**
- 3. BARBADOS **11%**
- 4. MARTINIQUE **5%**
- 5. TRINIDAD AND TOBAGO **5%**
- REST OF WORLD **19%**

Note: Data are average shares over the 2016-2018 period
Source: Oxford Economics, national sources and UNWTO

SECTOR CHARACTERISTICS (2019)



¹All values are in constant 2019 prices & exchange rates
As reported in March 2020