

SUDAN

2020 ANNUAL RESEARCH: KEY HIGHLIGHTS¹

GLOBAL DATA 2019



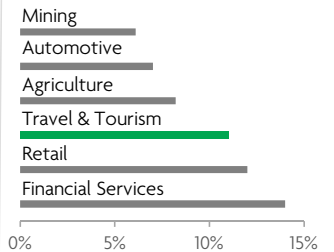
While the global economy grew by 2.5%,
Travel & Tourism grew significantly more at 3.5%



1 in 4 net new jobs were created by Travel & Tourism over the last five years



Global GDP impact by sector (2018 data). Share of total economy GDP



SUDAN 2019 KEY DATA



CONTRIBUTION OF TRAVEL & TOURISM TO GDP

6.1% OF TOTAL ECONOMY
Total T&T GDP = SDD77,084.9MN (USD1,684.3MN)

+0.1%
2019 Travel & Tourism GDP growth vs **-1.2%** real economy GDP growth



CONTRIBUTION OF TRAVEL & TOURISM TO EMPLOYMENT

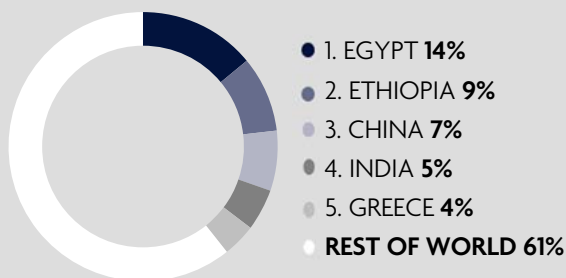
586.3 JOBS (000's)
(6.2% of total employment)



INTERNATIONAL VISITOR IMPACT

SDD35,060.6_{MN}
in visitor spend (**19.6%** of total exports)
(USD766.1MN)

INBOUND ARRIVALS




OUTBOUND DEPARTURES



Note: Data are average shares over the 2016-2018 period
Source: Oxford Economics, national sources and UNWTO

SECTOR CHARACTERISTICS (2019)



¹All values are in constant 2019 prices & exchange rates
As reported in March 2020