


GLOBAL DATA 2019



While the global economy grew by 2.5%,
Travel & Tourism grew significantly more at 3.5%



1 in 4 net new jobs were created by Travel & Tourism over the last five years



Global GDP impact by sector (2018 data). Share of total economy GDP



TONGA 2019 KEY DATA



CONTRIBUTION OF TRAVEL & TOURISM TO GDP

12.1% OF TOTAL ECONOMY

Total T&T GDP = TOP120.6MN (USD52.6MN)

+1.3%

2019 Travel & Tourism GDP growth vs **+1.5%** real economy GDP growth



CONTRIBUTION OF TRAVEL & TOURISM TO EMPLOYMENT

5.1 JOBS (000's)

(12.8% of total employment)

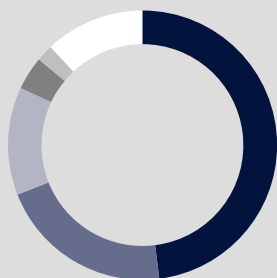


INTERNATIONAL VISITOR IMPACT

TOP 113.7 MN

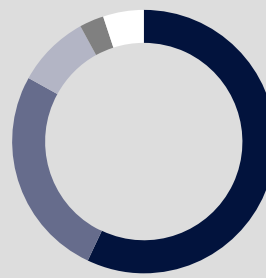
in visitor spend (**59.2%** of total exports) (USD49.6MN)

INBOUND ARRIVALS



- 1. NEW ZEALAND **48%**
- 2. AUSTRALIA **21%**
- 3. UNITED STATES **13%**
- 4. FIJI **4%**
- 5. CHINA **2%**
- REST OF WORLD **12%**


OUTBOUND DEPARTURES



- 1. NEW ZEALAND **57%**
- 2. AUSTRALIA **26%**
- 3. UNITED STATES **9%**
- 4. CHINA **3%**
- 5. SOUTH KOREA **0%**
- REST OF WORLD **5%**

Note: Data are average shares over the 2016-2018 period
Source: Oxford Economics, national sources and UNWTO

SECTOR CHARACTERISTICS (2019)



¹All values are in constant 2019 prices & exchange rates
As reported in March 2020