

TRINIDAD AND TOBAGO

2020 ANNUAL RESEARCH: KEY HIGHLIGHTS¹

GLOBAL DATA 2019



While the global economy grew by 2.5%,
Travel & Tourism grew significantly more at 3.5%



1 in 4 net new jobs were created by Travel & Tourism over the last five years



Global GDP impact by sector (2018 data). Share of total economy GDP



TRINIDAD AND TOBAGO 2019 KEY DATA



CONTRIBUTION OF TRAVEL & TOURISM TO GDP

7.8% OF TOTAL ECONOMY

Total T&T GDP = TTD12,542.8MN (USD1,857.1MN)

-2.9%

2019 Travel & Tourism GDP growth vs **+1.3%** real economy GDP growth



CONTRIBUTION OF TRAVEL & TOURISM TO EMPLOYMENT

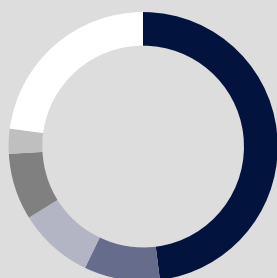
52.7 JOBS (000's)
(8.5% of total employment)



INTERNATIONAL VISITOR IMPACT

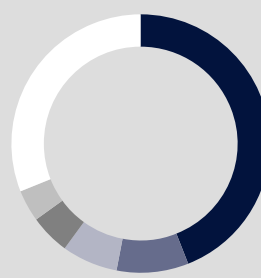
TTD3,359.3_{MN}
in visitor spend (**3.8%** of total exports)
(USD497.4MN)

INBOUND ARRIVALS



- 1. UNITED STATES **48%**
- 2. UNITED KINGDOM **9%**
- 3. CANADA **9%**
- 4. GUYANA **8%**
- 5. BARBADOS **3%**
- REST OF WORLD **23%**


OUTBOUND DEPARTURES



- 1. UNITED STATES **44%**
- 2. BARBADOS **9%**
- 3. CANADA **7%**
- 4. GUYANA **5%**
- 5. ST LUCIA **4%**
- REST OF WORLD **31%**

Note: Data are average shares over the 2016-2018 period
Source: Oxford Economics, national sources and UNWTO

SECTOR CHARACTERISTICS (2019)



¹All values are in constant 2019 prices & exchange rates
As reported in March 2020