

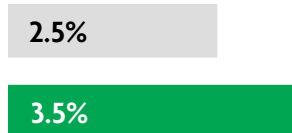
# TUNISIA

## 2020 ANNUAL RESEARCH: KEY HIGHLIGHTS<sup>1</sup>

### GLOBAL DATA 2019



While the global economy grew by 2.5%,  
**Travel & Tourism grew significantly more at 3.5%**



**1 in 4 net new jobs** were created by Travel & Tourism over the last five years



**Global GDP impact by sector (2018 data).** Share of total economy GDP



### TUNISIA 2019 KEY DATA



CONTRIBUTION OF TRAVEL & TOURISM TO GDP

**13.9%** OF TOTAL ECONOMY  
Total T&T GDP = TND15,761.8MN (USD5,355.4MN)

**+12.9%**

2019 Travel & Tourism GDP growth vs **+1.3%** real economy GDP growth



CONTRIBUTION OF TRAVEL & TOURISM TO EMPLOYMENT


**373.5** JOBS (000's)  
(10.8% of total employment)




INTERNATIONAL VISITOR IMPACT

**TND8,173.6<sub>MN</sub>**  
in visitor spend (**14.3%** of total exports)  
(USD2,777.2MN)

### INBOUND ARRIVALS




### OUTBOUND DEPARTURES



Note: Data are average shares over the 2016-2018 period  
Source: Oxford Economics, national sources and UNWTO

### SECTOR CHARACTERISTICS (2019)



<sup>1</sup>All values are in constant 2019 prices & exchange rates  
As reported in March 2020