

UZBEKISTAN

2020 ANNUAL RESEARCH: KEY HIGHLIGHTS¹

GLOBAL DATA 2019



While the global economy grew by 2.5%,
Travel & Tourism grew significantly more at 3.5%



1 in 4 net new jobs were created by Travel & Tourism over the last five years



Global GDP impact by sector (2018 data). Share of total economy GDP



UZBEKISTAN 2019 KEY DATA



CONTRIBUTION OF TRAVEL & TOURISM TO GDP

4.5% OF TOTAL ECONOMY

Total T&T GDP = UZ\$21,831.1BN
(USD2,473.5MN)

+12.3%

2019 Travel & Tourism GDP growth vs **+5.7%** real economy GDP growth



CONTRIBUTION OF TRAVEL & TOURISM TO EMPLOYMENT

601.7 JOBS (000's)
(4.6% of total employment)

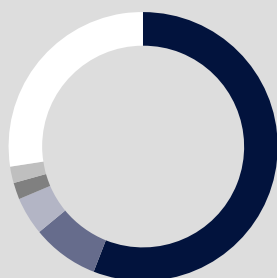


INTERNATIONAL VISITOR IMPACT

UZ\$13,688.5_{BN}

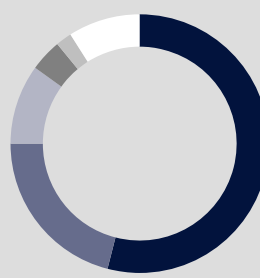
in visitor spend (**21.1%** of total exports)
(USD1,550.9MN)

INBOUND ARRIVALS



- 1. KAZAKHSTAN **56%**
- 2. KYRGYZSTAN **8%**
- 3. RUSSIAN FEDERATION **5%**
- 4. TURKEY **2%**
- 5. SOUTH KOREA **2%**
- REST OF WORLD **27%**


OUTBOUND DEPARTURES



- 1. KAZAKHSTAN **54%**
- 2. KYRGYZSTAN **21%**
- 3. RUSSIAN FEDERATION **10%**
- 4. TURKEY **4%**
- 5. SOUTH KOREA **2%**
- REST OF WORLD **9%**

Note: Data are average shares over the 2016-2018 period
Source: Oxford Economics, national sources and UNWTO

SECTOR CHARACTERISTICS (2019)



¹All values are in constant 2019 prices & exchange rates
As reported in March 2020