

GLOBAL DATA 2019



While the global economy grew by 2.5%,
Travel & Tourism grew significantly more at 3.5%



1 in 4 net new jobs were created by Travel & Tourism over the last five years



Global GDP impact by sector (2018 data). Share of total economy GDP



VIET NAM 2019 KEY DATA



CONTRIBUTION OF TRAVEL & TOURISM TO GDP

8.8% OF TOTAL ECONOMY

Total T&T GDP = VND536,543.0BN (USD23,103.0MN)

+7.7%

2019 Travel & Tourism GDP growth vs **+7.0%** real economy GDP growth



CONTRIBUTION OF TRAVEL & TOURISM TO EMPLOYMENT

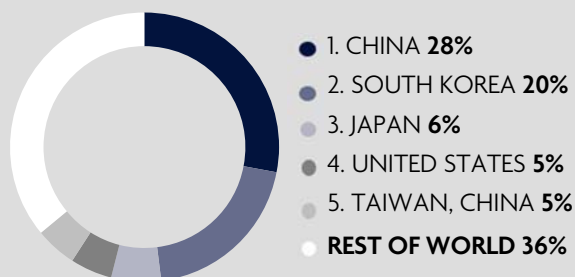
4,951.3 JOBS (000's)
(9.1% of total employment)



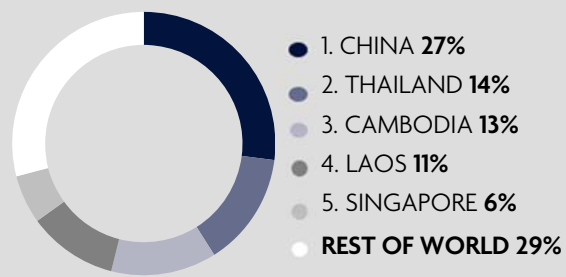
INTERNATIONAL VISITOR IMPACT

VND255,393_{BN}
in visitor spend (**4.4%** of total exports)
(USD10,997.0MN)

INBOUND ARRIVALS




OUTBOUND DEPARTURES



Note: Data are average shares over the 2016-2018 period
Source: Oxford Economics, national sources and UNWTO

SECTOR CHARACTERISTICS (2019)



¹All values are in constant 2019 prices & exchange rates
As reported in March 2020