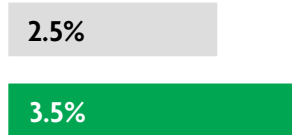


GLOBAL DATA 2019



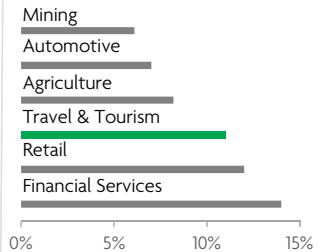
While the global economy grew by 2.5%,
Travel & Tourism grew significantly more at 3.5%



1 in 4 net new jobs were created by Travel & Tourism over the last five years



Global GDP impact by sector (2018 data). Share of total economy GDP



ANGUILLA 2019 KEY DATA



CONTRIBUTION OF TRAVEL & TOURISM TO GDP

37.1% OF TOTAL ECONOMY

Total T&T GDP = XCD388.4MN (USD143.9MN)

+19.0%

2019 Travel & Tourism GDP growth vs **+5.4%** real economy GDP growth



CONTRIBUTION OF TRAVEL & TOURISM TO EMPLOYMENT

3.8 JOBS (000's)

(51.3% of total employment)

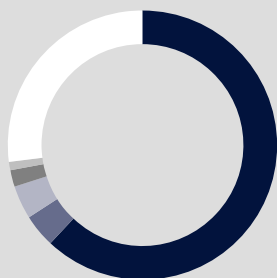


INTERNATIONAL VISITOR IMPACT

XCD364.3_{MN}

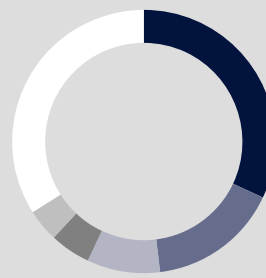
in visitor spend (**66.0%** of total exports) (USD134.9MN)

INBOUND ARRIVALS



- 1. UNITED STATES **62%**
- 2. UNITED KINGDOM **4%**
- 3. CANADA **4%**
- 4. FRANCE **2%**
- 5. ITALY **1%**
- **REST OF WORLD 27%**


OUTBOUND DEPARTURES



- 1. ST KITTS AND NEVIS **32%**
- 2. UNITED STATES **16%**
- 3. ANTIGUA AND BARBUDA **9%**
- 4. CANADA **5%**
- 5. BARBADOS **4%**
- **REST OF WORLD 34%**

Note: Data are average shares over the 2016-2018 period
Source: Oxford Economics, national sources and UNWTO

SECTOR CHARACTERISTICS (2019)



¹All values are in constant 2019 prices & exchange rates
As reported in March 2020