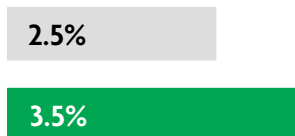


### GLOBAL DATA 2019



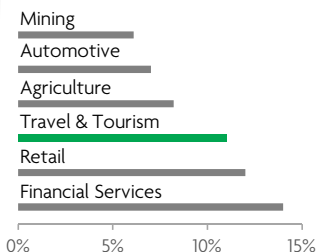
While the global economy grew by 2.5%, **Travel & Tourism grew significantly more at 3.5%**



**1 in 4 net new jobs** were created by Travel & Tourism over the last five years



**Global GDP impact by sector (2018 data).** Share of total economy GDP



### ARUBA 2019 KEY DATA



CONTRIBUTION OF TRAVEL & TOURISM TO GDP

**73.6% OF TOTAL ECONOMY**

Total T&T GDP = AWG3,833.3MN (USD2,141.5MN)

**+1.6%**

2019 Travel & Tourism GDP growth vs **+1.1%** real economy GDP growth



CONTRIBUTION OF TRAVEL & TOURISM TO EMPLOYMENT

**35.0 JOBS (000's)**

(84.3% of total employment)

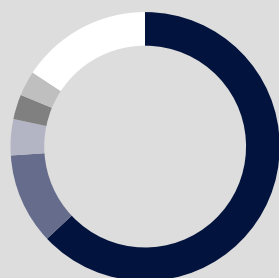


INTERNATIONAL VISITOR IMPACT

**AWG3,529.3<sub>MN</sub>**

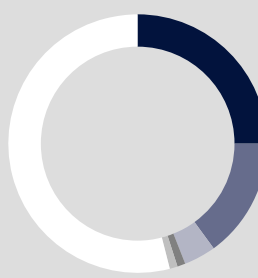
in visitor spend (**85.9%** of total exports) (USD1,971.7MN)

### INBOUND ARRIVALS



- 1. UNITED STATES **63%**
- 2. VENEZUELA **11%**
- 3. CANADA **4%**
- 4. NETHERLANDS **3%**
- 5. COLOMBIA **3%**
- **REST OF WORLD 16%**


### OUTBOUND DEPARTURES



- 1. UNITED STATES **25%**
- 2. COLOMBIA **15%**
- 3. DOMINICAN REPUBLIC **4%**
- 4. JAMAICA **1%**
- 5. MEXICO **1%**
- **REST OF WORLD 54%**

Note: Data are average shares over the 2016-2018 period  
Source: Oxford Economics, national sources and UNWTO

### SECTOR CHARACTERISTICS (2019)



<sup>1</sup>All values are in constant 2019 prices & exchange rates  
As reported in March 2020