


### GLOBAL DATA 2019



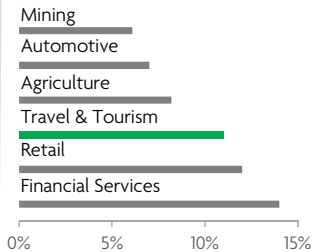
While the global economy grew by 2.5%,  
**Travel & Tourism grew significantly more at 3.5%**



**1 in 4 net new jobs** were created by Travel & Tourism over the last five years



**Global GDP impact by sector (2018 data).** Share of total economy GDP



### AUSTRIA 2019 KEY DATA



CONTRIBUTION OF TRAVEL & TOURISM TO GDP

**11.8%** OF TOTAL ECONOMY

Total T&T GDP = EUR46.9BN (USD52.3BN)

**+1.9%**

2019 Travel & Tourism GDP growth vs **+1.5%** real economy GDP growth



CONTRIBUTION OF TRAVEL & TOURISM TO EMPLOYMENT

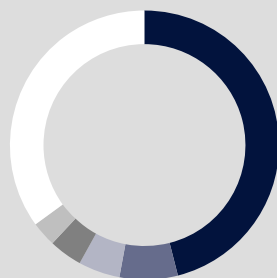
**567.7** JOBS (000's)  
(12.5% of total employment)



INTERNATIONAL VISITOR IMPACT

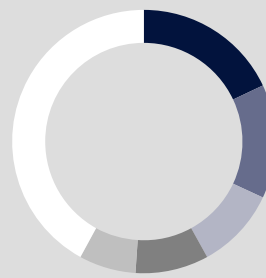
**EUR21.8<sub>BN</sub>**  
in visitor spend (**9.7%** of total exports)  
(USD24.3BN)

### INBOUND ARRIVALS



- 1. GERMANY **46%**
- 2. NETHERLANDS **7%**
- 3. SWITZERLAND **5%**
- 4. ITALY **4%**
- 5. UNITED KINGDOM **3%**
- REST OF WORLD **35%**


### OUTBOUND DEPARTURES



- 1. ITALY **18%**
- 2. GERMANY **14%**
- 3. CROATIA **10%**
- 4. HUNGARY **9%**
- 5. SPAIN **7%**
- REST OF WORLD **42%**

Note: Data are average shares over the 2016-2018 period  
Source: Oxford Economics, national sources and UNWTO

### SECTOR CHARACTERISTICS (2019)



<sup>1</sup>All values are in constant 2019 prices & exchange rates  
As reported in March 2020