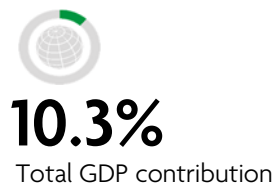


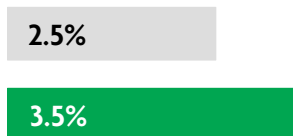
AZERBAIJAN

2020 ANNUAL RESEARCH: KEY HIGHLIGHTS¹

GLOBAL DATA 2019



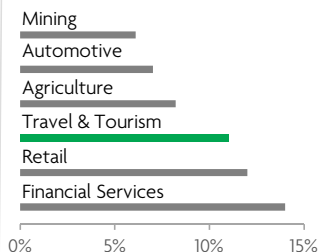
While the global economy grew by 2.5%,
Travel & Tourism grew significantly more at 3.5%



1 in 4 net new jobs were created by Travel & Tourism over the last five years



Global GDP impact by sector (2018 data). Share of total economy GDP



AZERBAIJAN 2019 KEY DATA



CONTRIBUTION OF TRAVEL & TOURISM TO GDP

7.2% OF TOTAL ECONOMY

Total T&T GDP = AZN6,007.3MN (USD3,539.2MN)

-26.0%

2019 Travel & Tourism GDP growth vs **+2.2%** real economy GDP growth



CONTRIBUTION OF TRAVEL & TOURISM TO EMPLOYMENT

378.0 JOBS (000's)
(7.7% of total employment)



INTERNATIONAL VISITOR IMPACT

AZN2,931.7 MN

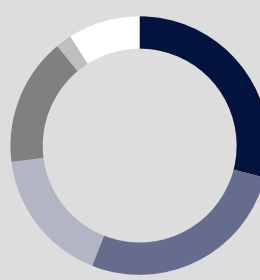
in visitor spend (**6.5%** of total exports)
(USD1,727.2MN)

INBOUND ARRIVALS



- 1. RUSSIAN FEDERATION **15%**
- 2. TURKEY **10%**
- 3. UNITED KINGDOM **7%**
- 4. UNITED STATES **3%**
- 5. UKRAINE **3%**
- REST OF WORLD **62%**


OUTBOUND DEPARTURES



- 1. RUSSIAN FEDERATION **29%**
- 2. IRAN **27%**
- 3. TURKEY **17%**
- 4. GEORGIA **16%**
- 5. KAZAKHSTAN **2%**
- REST OF WORLD **9%**

Note: Data are average shares over the 2016-2018 period
Source: Oxford Economics, national sources and UNWTO

SECTOR CHARACTERISTICS (2019)



¹All values are in constant 2019 prices & exchange rates
As reported in March 2020