

BAHAMAS

2020 ANNUAL RESEARCH: KEY HIGHLIGHTS¹

GLOBAL DATA 2019



While the global economy grew by 2.5%,
Travel & Tourism grew significantly more at 3.5%



1 in 4 net new jobs were created by Travel & Tourism over the last five years



Global GDP impact by sector (2018 data). Share of total economy GDP



BAHAMAS 2019 KEY DATA



CONTRIBUTION OF TRAVEL & TOURISM TO GDP

43.3% OF TOTAL ECONOMY

Total T&T GDP = BSD5,792.2MN (USD5,792.2MN)

+5.1%

2019 Travel & Tourism GDP growth vs **+1.1%** real economy GDP growth



CONTRIBUTION OF TRAVEL & TOURISM TO EMPLOYMENT

103.9 JOBS (000's)

(52.2% of total employment)

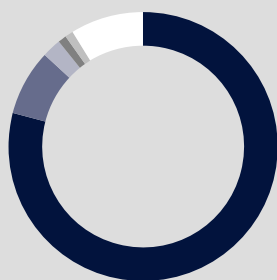


INTERNATIONAL VISITOR IMPACT

BSD3,678.7 MN

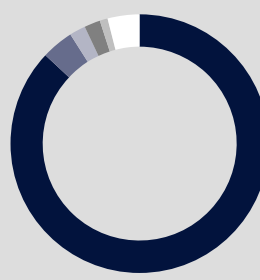
in visitor spend (**81.6%** of total exports) (USD3,678.7MN)

INBOUND ARRIVALS



- 1. UNITED STATES **79%**
- 2. CANADA **8%**
- 3. UNITED KINGDOM **2%**
- 4. FRANCE **1%**
- 5. ITALY **1%**
- REST OF WORLD **9%**


OUTBOUND DEPARTURES



- 1. UNITED STATES **87%**
- 2. CANADA **4%**
- 3. JAMAICA **2%**
- 4. CUBA **2%**
- 5. DOMINICAN REPUBLIC **1%**
- REST OF WORLD **4%**

Note: Data are average shares over the 2016-2018 period
Source: Oxford Economics, national sources and UNWTO

SECTOR CHARACTERISTICS (2019)



¹All values are in constant 2019 prices & exchange rates
As reported in March 2020