

# BERMUDA

## 2020 ANNUAL RESEARCH: KEY HIGHLIGHTS<sup>1</sup>

### GLOBAL DATA 2019



While the global economy grew by 2.5%,  
**Travel & Tourism grew significantly more at 3.5%**



**1 in 4 net new jobs** were created by Travel & Tourism over the last five years



**Global GDP impact by sector (2018 data).** Share of total economy GDP



### BERMUDA 2019 KEY DATA



CONTRIBUTION OF TRAVEL & TOURISM TO GDP

**18.7%** OF TOTAL ECONOMY

Total T&T GDP = BMD1,228.9MN (USD1,228.9MN)

**+2.6%**

2019 Travel & Tourism GDP growth vs **+1.2%** real economy GDP growth



CONTRIBUTION OF TRAVEL & TOURISM TO EMPLOYMENT

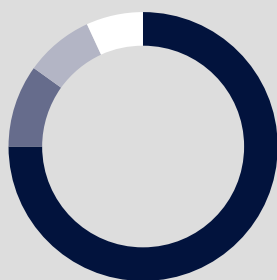
**7.8** JOBS (000's)  
(23.0% of total employment)



INTERNATIONAL VISITOR IMPACT

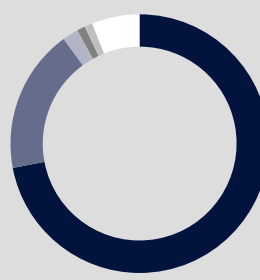
**BMD608.3<sub>MN</sub>**  
in visitor spend (**16.4%** of total exports)  
(USD608.3MN)

### INBOUND ARRIVALS



- 1. UNITED STATES **75%**
- 2. CANADA **10%**
- 3. UNITED KINGDOM **8%**
- 4. GERMANY **0%**
- 5. SWITZERLAND **0%**
- REST OF WORLD **7%**


### OUTBOUND DEPARTURES



- 1. UNITED STATES **72%**
- 2. CANADA **18%**
- 3. JAMAICA **2%**
- 4. BARBADOS **1%**
- 5. BAHAMAS **1%**
- REST OF WORLD **6%**

Note: Data are average shares over the 2016-2018 period  
Source: Oxford Economics, national sources and UNWTO

### SECTOR CHARACTERISTICS (2019)



<sup>1</sup>All values are in constant 2019 prices & exchange rates  
As reported in March 2020