

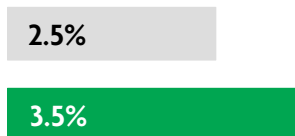
# BRITISH VIRGIN ISLANDS

## 2020 ANNUAL RESEARCH: KEY HIGHLIGHTS<sup>1</sup>

### GLOBAL DATA 2019



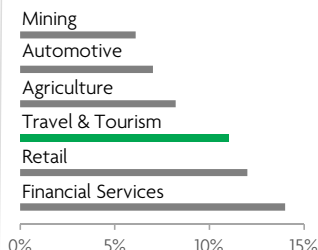
While the global economy grew by 2.5%,  
**Travel & Tourism grew significantly more at 3.5%**



**1 in 4 net new jobs** were created by Travel & Tourism over the last five years



**Global GDP impact by sector (2018 data).** Share of total economy GDP



### BRITISH VIRGIN ISLANDS 2019 KEY DATA



CONTRIBUTION OF TRAVEL & TOURISM TO GDP

**57.0%** OF TOTAL ECONOMY

Total T&T GDP = USD563.3MN

**+7.7%**

2019 Travel & Tourism GDP growth vs **+2.4%** real economy GDP growth



CONTRIBUTION OF TRAVEL & TOURISM TO EMPLOYMENT

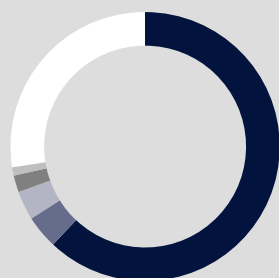
**6.8** JOBS (000's)  
(66.4% of total employment)



INTERNATIONAL VISITOR IMPACT

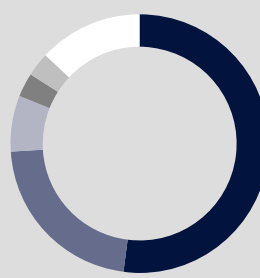
**USD569.7** MN  
in visitor spend (**55.2%** of total exports)

### INBOUND ARRIVALS



- 1. UNITED STATES **62%**
- 2. CANADA **4%**
- 3. PUERTO RICO **4%**
- 4. FRANCE **2%**
- 5. UNITED KINGDOM **1%**
- **REST OF WORLD 27%**


### OUTBOUND DEPARTURES



- 1. UNITED STATES **52%**
- 2. US VIRGIN ISLANDS **22%**
- 3. ST KITTS AND NEVIS **7%**
- 4. ANTIGUA AND BARBUDA **3%**
- 5. BARBADOS **3%**
- **REST OF WORLD 13%**

Note: Data are average shares over the 2016-2018 period  
Source: Oxford Economics, national sources and UNWTO

### SECTOR CHARACTERISTICS (2019)



<sup>1</sup>All values are in constant 2019 prices & exchange rates  
As reported in March 2020