

### GLOBAL DATA 2019



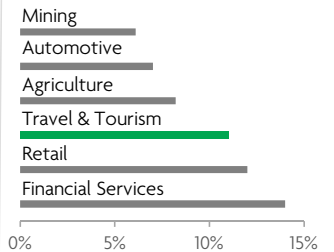
While the global economy grew by 2.5%,  
**Travel & Tourism grew significantly more at 3.5%**



**1 in 4 net new jobs** were created by Travel & Tourism over the last five years



**Global GDP impact by sector (2018 data).** Share of total economy GDP



### BRUNEI 2019 KEY DATA



CONTRIBUTION OF TRAVEL & TOURISM TO GDP

**5.9% OF TOTAL ECONOMY**

Total T&T GDP = BND1,131.8MN (USD828.2MN)

**+6.2%**

2019 Travel & Tourism GDP growth vs **+2.7%** real economy GDP growth



CONTRIBUTION OF TRAVEL & TOURISM TO EMPLOYMENT

**15.6** JOBS (000's)

(7.9% of total employment)

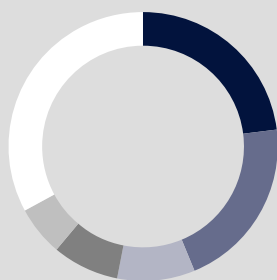


INTERNATIONAL VISITOR IMPACT

**BND332.2MN**

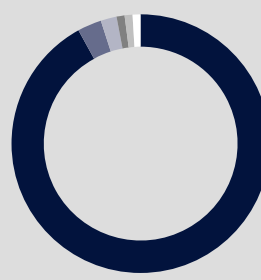
in visitor spend (**3.3%** of total exports) (USD243.1MN)

### INBOUND ARRIVALS



- 1. MALAYSIA **23%**
- 2. CHINA **21%**
- 3. INDONESIA **9%**
- 4. PHILIPPINES **8%**
- 5. SINGAPORE **6%**
- **REST OF WORLD 33%**


### OUTBOUND DEPARTURES



- 1. MALAYSIA **92%**
- 2. SINGAPORE **3%**
- 3. INDONESIA **2%**
- 4. THAILAND **1%**
- 5. PHILIPPINES **1%**
- **REST OF WORLD 1%**

Note: Data are average shares over the 2016-2018 period  
Source: Oxford Economics, national sources and UNWTO

### SECTOR CHARACTERISTICS (2019)



<sup>1</sup>All values are in constant 2019 prices & exchange rates  
As reported in March 2020