


CAMBODIA

2020 ANNUAL RESEARCH: KEY HIGHLIGHTS ¹

GLOBAL DATA 2019



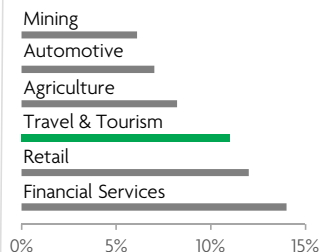
While the global economy grew by 2.5%,
Travel & Tourism grew significantly more at 3.5%



1 in 4 net new jobs were created by Travel & Tourism over the last five years



Global GDP impact by sector (2018 data). Share of total economy GDP



CAMBODIA 2019 KEY DATA



CONTRIBUTION OF TRAVEL & TOURISM TO GDP

26.4% OF TOTAL ECONOMY

Total T&T GDP = KHR28,706.2BN (USD7,110.2MN)

+8.6%

2019 Travel & Tourism GDP growth vs **+6.6%** real economy GDP growth



CONTRIBUTION OF TRAVEL & TOURISM TO EMPLOYMENT

2,371.1 JOBS (000's)
(26.4% of total employment)

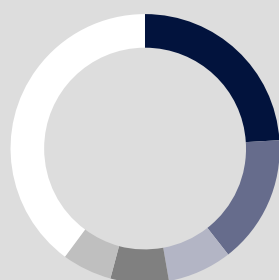


INTERNATIONAL VISITOR IMPACT

KHR22,020.3_{BN}

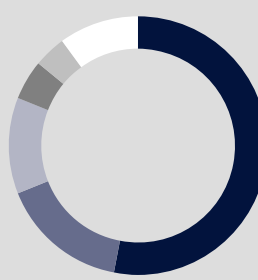
in visitor spend (**32.9%** of total exports)
(USD5,454.2MN)

INBOUND ARRIVALS



- 1. CHINA 24%
- 2. VIET NAM 15%
- 3. LAOS 8%
- 4. THAILAND 7%
- 5. SOUTH KOREA 6%
- REST OF WORLD 40%


OUTBOUND DEPARTURES



- 1. THAILAND 53%
- 2. TAIWAN, CHINA 16%
- 3. VIET NAM 12%
- 4. CHINA 5%
- 5. MALAYSIA 4%
- REST OF WORLD 10%

Note: Data are average shares over the 2016-2018 period
Source: Oxford Economics, national sources and UNWTO

SECTOR CHARACTERISTICS (2019)



¹All values are in constant 2019 prices & exchange rates
As reported in March 2020