

# CAPE VERDE

## 2020 ANNUAL RESEARCH: KEY HIGHLIGHTS<sup>1</sup>

### GLOBAL DATA 2019



While the global economy grew by 2.5%,  
**Travel & Tourism grew significantly more at 3.5%**



**1 in 4 net new jobs** were created by Travel & Tourism over the last five years



**Global GDP impact by sector (2018 data).** Share of total economy GDP



### CAPE VERDE 2019 KEY DATA



CONTRIBUTION OF TRAVEL & TOURISM TO GDP

**37.2% OF TOTAL ECONOMY**

Total T&T GDP = CVE72.8BN (USD739.3MN)

**+9.3%**

2019 Travel & Tourism GDP growth vs **+4.5%** real economy GDP growth



CONTRIBUTION OF TRAVEL & TOURISM TO EMPLOYMENT

**98.3** JOBS (000's)

(39.3% of total employment)

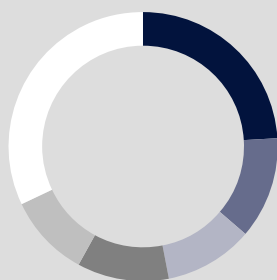


INTERNATIONAL VISITOR IMPACT

**CVE54.8<sub>BN</sub>**

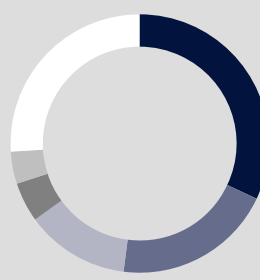
in visitor spend (**50.8%** of total exports) (USD556.7MN)

### INBOUND ARRIVALS



- 1. UNITED KINGDOM **24%**
- 2. GERMANY **12%**
- 3. FRANCE **11%**
- 4. BELGIUM **11%**
- 5. PORTUGAL **10%**
- **REST OF WORLD 32%**


### OUTBOUND DEPARTURES



- 1. UNITED STATES **32%**
- 2. MEXICO **20%**
- 3. BRAZIL **13%**
- 4. MOROCCO **5%**
- 5. ANGOLA **4%**
- **REST OF WORLD 26%**

Note: Data are average shares over the 2016-2018 period  
Source: Oxford Economics, national sources and UNWTO

### SECTOR CHARACTERISTICS (2019)



<sup>1</sup>All values are in constant 2019 prices & exchange rates  
As reported in March 2020