

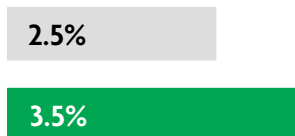
CAYMAN ISLANDS

2020 ANNUAL RESEARCH: KEY HIGHLIGHTS¹

GLOBAL DATA 2019



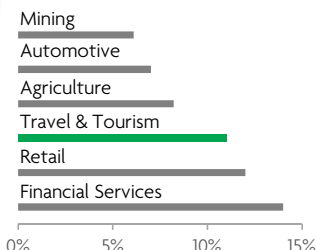
While the global economy grew by 2.5%, **Travel & Tourism grew significantly more at 3.5%**



1 in 4 net new jobs were created by Travel & Tourism over the last five years



Global GDP impact by sector (2018 data). Share of total economy GDP



CAYMAN ISLANDS 2019 KEY DATA



CONTRIBUTION OF TRAVEL & TOURISM TO GDP

25.5% OF TOTAL ECONOMY

Total T&T GDP = KYD916.8MN (USD1,100.2MN)

+3.1%

2019 Travel & Tourism GDP growth vs **+2.0%** real economy GDP growth



CONTRIBUTION OF TRAVEL & TOURISM TO EMPLOYMENT

12.3 JOBS (000's)

(33.2% of total employment)

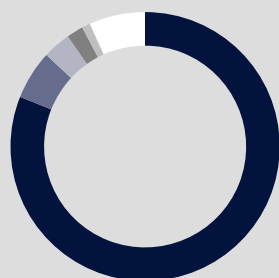


INTERNATIONAL VISITOR IMPACT

KYD594.8_{MN}

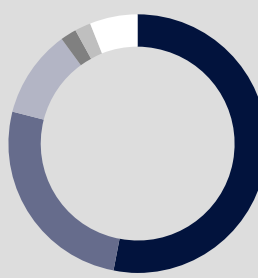
in visitor spend (**27.0%** of total exports) (USD713.7MN)

INBOUND ARRIVALS



- 1. UNITED STATES **81%**
- 2. CANADA **6%**
- 3. UNITED KINGDOM **3%**
- 4. JAMAICA **2%**
- 5. CUBA **1%**
- REST OF WORLD **7%**

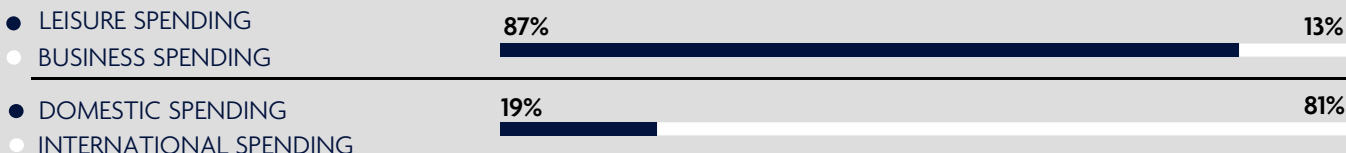
OUTBOUND DEPARTURES



- 1. UNITED STATES **53%**
- 2. JAMAICA **26%**
- 3. CANADA **11%**
- 4. BAHAMAS **2%**
- 5. CUBA **2%**
- REST OF WORLD **6%**

Note: Data are average shares over the 2016-2018 period
Source: Oxford Economics, national sources and UNWTO

SECTOR CHARACTERISTICS (2019)



¹All values are in constant 2019 prices & exchange rates
As reported in March 2020