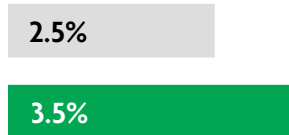


### GLOBAL DATA 2019



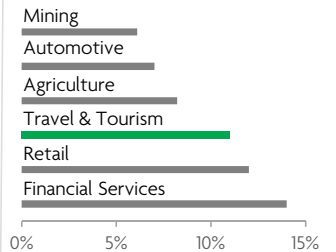
While the global economy grew by 2.5%,  
**Travel & Tourism grew significantly more at 3.5%**



**1 in 4 net new jobs** were created by Travel & Tourism over the last five years



**Global GDP impact by sector (2018 data).** Share of total economy GDP



### CHAD 2019 KEY DATA



CONTRIBUTION OF TRAVEL & TOURISM TO GDP

**3.7% OF TOTAL ECONOMY**

Total T&T GDP = XAF244.3BN (USD415.1MN)

**+2.3%**

2019 Travel & Tourism GDP growth vs **+2.4%** real economy GDP growth



CONTRIBUTION OF TRAVEL & TOURISM TO EMPLOYMENT

**101.1 JOBS (000's)**

(3.8% of total employment)




INTERNATIONAL VISITOR IMPACT

**XAF47.8<sub>BN</sub>**

in visitor spend (**1.9%** of total exports) (USD81.2MN)


### INBOUND ARRIVALS

1. FRANCE
  2. UNITED STATES
  3. CANADA
  4. CHINA
  5. ITALY
- REST OF WORLD**



Note: Data are average shares over the 2016-2018 period  
Source: Oxford Economics, national sources and UNWTO

### SECTOR CHARACTERISTICS (2019)



<sup>1</sup>All values are in constant 2019 prices & exchange rates  
As reported in March 2020