

### GLOBAL DATA 2019



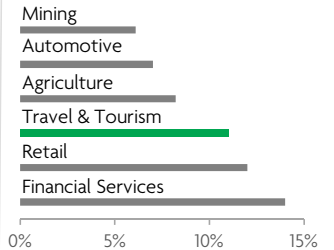
While the global economy grew by 2.5%,  
**Travel & Tourism grew significantly more at 3.5%**



**1 in 4 net new jobs** were created by Travel & Tourism over the last five years



**Global GDP impact by sector (2018 data).** Share of total economy GDP



### CHILE 2019 KEY DATA



CONTRIBUTION OF TRAVEL & TOURISM TO GDP

**10.0% OF TOTAL ECONOMY**

Total T&T GDP = CLP19,786.9BN (USD28,136.4MN)

**+0.3%**

2019 Travel & Tourism GDP growth vs **+1.1%** real economy GDP growth



CONTRIBUTION OF TRAVEL & TOURISM TO EMPLOYMENT

**991.7 JOBS (000's)**  
(11.7% of total employment)

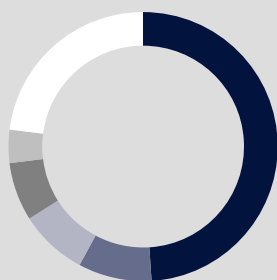


INTERNATIONAL VISITOR IMPACT

**CLP2,426.9<sup>BN</sup>**

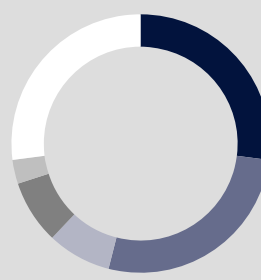
in visitor spend (**4.4%** of total exports)  
(USD3,451.0MN)

### INBOUND ARRIVALS



- 1. ARGENTINA **49%**
- 2. BRAZIL **9%**
- 3. BOLIVIA **8%**
- 4. PERU **7%**
- 5. UNITED STATES **4%**
- **REST OF WORLD 23%**


### OUTBOUND DEPARTURES



- 1. PERU **27%**
- 2. ARGENTINA **27%**
- 3. BRAZIL **8%**
- 4. UNITED STATES **8%**
- 5. MEXICO **3%**
- **REST OF WORLD 27%**

Note: Data are average shares over the 2016-2018 period  
Source: Oxford Economics, national sources and UNWTO

### SECTOR CHARACTERISTICS (2019)



<sup>1</sup>All values are in constant 2019 prices & exchange rates  
As reported in March 2020