

### GLOBAL DATA 2019



While the global economy grew by 2.5%,  
**Travel & Tourism grew significantly more at 3.5%**



**1 in 4 net new jobs** were created by Travel & Tourism over the last five years



**Global GDP impact by sector (2018 data).** Share of total economy GDP



### COMOROS 2019 KEY DATA



CONTRIBUTION OF TRAVEL & TOURISM TO GDP

**10.1%** OF TOTAL ECONOMY

Total T&T GDP = KMF52.5BN (USD119.1MN)

**+4.9%**

2019 Travel & Tourism GDP growth vs **+0.8%** real economy GDP growth



CONTRIBUTION OF TRAVEL & TOURISM TO EMPLOYMENT

**22.7** JOBS (000's)

(10.4% of total employment)

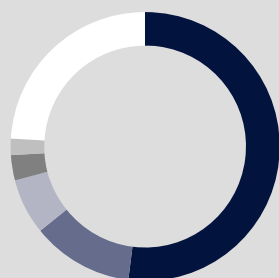


INTERNATIONAL VISITOR IMPACT

**KMF34.8**<sub>BN</sub>

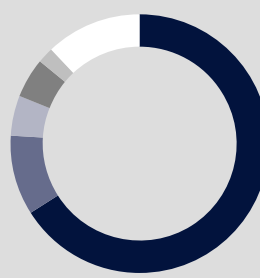
in visitor spend (**60.5%** of total exports) (USD78.8MN)

### INBOUND ARRIVALS



- 1. FRANCE **52%**
- 2. REUNION **12%**
- 3. MADAGASCAR **7%**
- 4. UNITED KINGDOM **3%**
- 5. ITALY **2%**
- REST OF WORLD **24%**


### OUTBOUND DEPARTURES



- 1. FRANCE **66%**
- 2. TANZANIA **10%**
- 3. MADAGASCAR **5%**
- 4. SAUDI ARABIA **5%**
- 5. CHINA **2%**
- REST OF WORLD **12%**

Note: Data are average shares over the 2016-2018 period  
Source: Oxford Economics, national sources and UNWTO

### SECTOR CHARACTERISTICS (2019)



<sup>1</sup>All values are in constant 2019 prices & exchange rates  
As reported in March 2020