

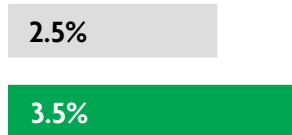
# COSTA RICA

## 2020 ANNUAL RESEARCH: KEY HIGHLIGHTS<sup>1</sup>

### GLOBAL DATA 2019



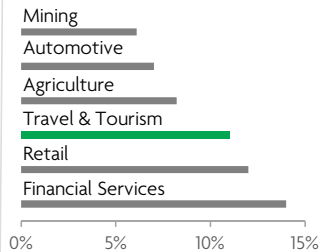
While the global economy grew by 2.5%,  
**Travel & Tourism grew significantly more at 3.5%**



**1 in 4 net new jobs** were created by Travel & Tourism over the last five years



**Global GDP impact by sector (2018 data).** Share of total economy GDP



### COSTA RICA 2019 KEY DATA



CONTRIBUTION OF TRAVEL & TOURISM TO GDP

**12.0% OF TOTAL ECONOMY**

Total T&T GDP = CRC4,361.4BN (USD7,447.1MN)

**+3.3%**

2019 Travel & Tourism GDP growth vs **+1.8%** real economy GDP growth



CONTRIBUTION OF TRAVEL & TOURISM TO EMPLOYMENT

**256.4** JOBS (000's)  
(11.7% of total employment)

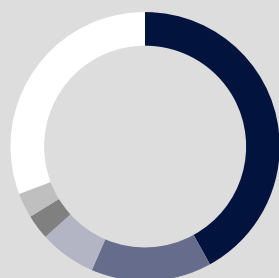


INTERNATIONAL VISITOR IMPACT

**CRC2,405.3<sub>BN</sub>**

in visitor spend (**19.5%** of total exports)  
(USD4,107.1MN)

### INBOUND ARRIVALS



- 1. UNITED STATES **42%**
- 2. NICARAGUA **14%**
- 3. CANADA **7%**
- 4. MEXICO **3%**
- 5. PANAMA **3%**
- REST OF WORLD **31%**


### OUTBOUND DEPARTURES



- 1. UNITED STATES **29%**
- 2. NICARAGUA **17%**
- 3. MEXICO **9%**
- 4. PANAMA **8%**
- 5. COLOMBIA **7%**
- REST OF WORLD **30%**

Note: Data are average shares over the 2016-2018 period  
Source: Oxford Economics, national sources and UNWTO

### SECTOR CHARACTERISTICS (2019)



<sup>1</sup>All values are in constant 2019 prices & exchange rates  
As reported in March 2020