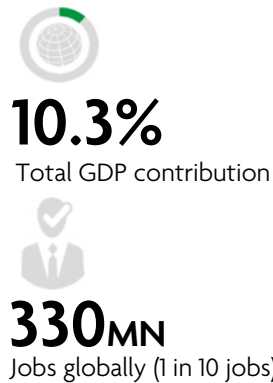



GLOBAL DATA 2019



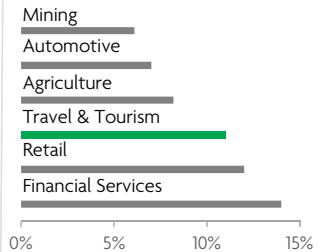
While the global economy grew by 2.5%,
Travel & Tourism grew significantly more at 3.5%



1 in 4 net new jobs were created by Travel & Tourism over the last five years



Global GDP impact by sector (2018 data). Share of total economy GDP



CÔTE D'IVOIRE 2019 KEY DATA



CONTRIBUTION OF TRAVEL & TOURISM TO GDP

10.2% OF TOTAL ECONOMY

Total T&T GDP = XOF2,597.0BN (USD4,413.6MN)

+6.8%

2019 Travel & Tourism GDP growth vs **+7.2%** real economy GDP growth



CONTRIBUTION OF TRAVEL & TOURISM TO EMPLOYMENT

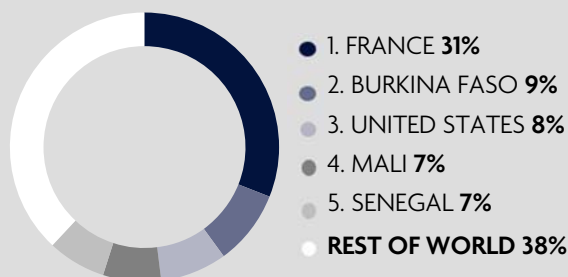
864.0 JOBS (000's)
(10.4% of total employment)



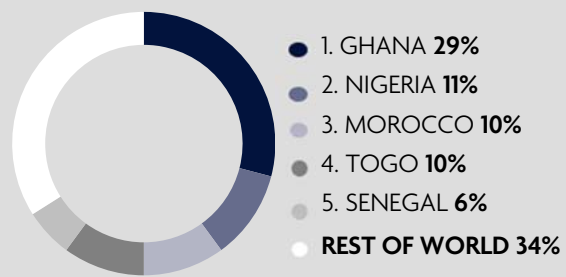
INTERNATIONAL VISITOR IMPACT

XOF327.3_{BN}
in visitor spend (**4.1%** of total exports)
(USD556.3MN)

INBOUND ARRIVALS




OUTBOUND DEPARTURES



Note: Data are average shares over the 2016-2018 period
Source: Oxford Economics, national sources and UNWTO

SECTOR CHARACTERISTICS (2019)



¹All values are in constant 2019 prices & exchange rates
As reported in March 2020