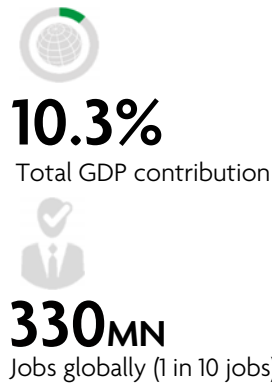
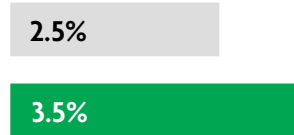


### GLOBAL DATA 2019



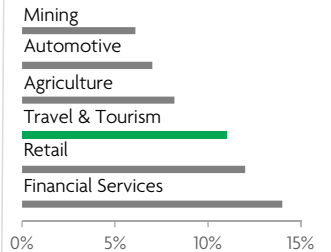
While the global economy grew by 2.5%,  
**Travel & Tourism grew significantly more at 3.5%**



**1 in 4 net new jobs** were created by Travel & Tourism over the last five years



**Global GDP impact by sector (2018 data).** Share of total economy GDP



### CROATIA 2019 KEY DATA



CONTRIBUTION OF TRAVEL & TOURISM TO GDP

**25.0%** OF TOTAL ECONOMY

Total T&T GDP = HRK99,854.3MN  
(USD15,025.8MN)

**+4.1%**

2019 Travel & Tourism GDP growth vs **+2.9%** real economy GDP growth



CONTRIBUTION OF TRAVEL & TOURISM TO EMPLOYMENT

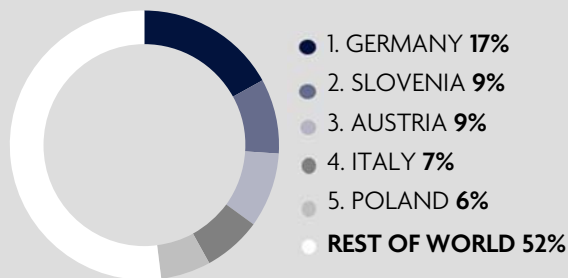
**383.4** JOBS (000's)  
(25.1% of total employment)



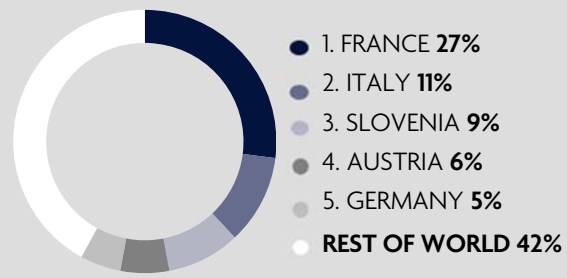
INTERNATIONAL VISITOR IMPACT

**HRK80,247.5<sub>MN</sub>**  
in visitor spend (**38.6%** of total exports)  
(USD12,075.4MN)

### INBOUND ARRIVALS




### OUTBOUND DEPARTURES



Note: Data are average shares over the 2016-2018 period  
Source: Oxford Economics, national sources and UNWTO

### SECTOR CHARACTERISTICS (2019)



<sup>1</sup>All values are in constant 2019 prices & exchange rates  
As reported in March 2020