

GLOBAL DATA 2019



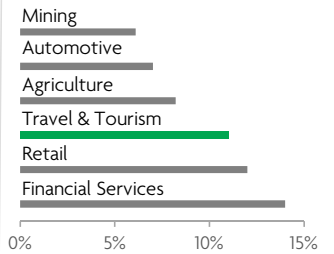
While the global economy grew by 2.5%,
Travel & Tourism grew significantly more at 3.5%



1 in 4 net new jobs were created by Travel & Tourism over the last five years



Global GDP impact by sector (2018 data). Share of total economy GDP



CYPRUS 2019 KEY DATA



CONTRIBUTION OF TRAVEL & TOURISM TO GDP

13.8% OF TOTAL ECONOMY

Total T&T GDP = EUR2,975.3MN (USD3,317.6MN)

-0.7%

2019 Travel & Tourism GDP growth vs **+3.4%** real economy GDP growth



CONTRIBUTION OF TRAVEL & TOURISM TO EMPLOYMENT

53.5 JOBS (000's)

(13.2% of total employment)

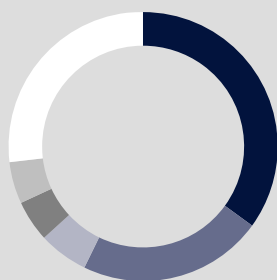


INTERNATIONAL VISITOR IMPACT

EUR2,783.7 MN

in visitor spend (**17.3%** of total exports) (USD3,104.0MN)

INBOUND ARRIVALS



- 1. UNITED KINGDOM **35%**
- 2. RUSSIAN FEDERATION **22%**
- 3. ISRAEL **6%**
- 4. GREECE **5%**
- 5. GERMANY **5%**
- REST OF WORLD **27%**


OUTBOUND DEPARTURES



- 1. GREECE **62%**
- 2. UNITED KINGDOM **11%**
- 3. SPAIN **4%**
- 4. FRANCE **3%**
- 5. BULGARIA **3%**
- REST OF WORLD **17%**

Note: Data are average shares over the 2016-2018 period
Source: Oxford Economics, national sources and UNWTO

SECTOR CHARACTERISTICS (2019)



¹All values are in constant 2019 prices & exchange rates
As reported in March 2020